

ADDRESS
RESIDENCES
ZABEEL

DIFC Views



ADDRESS
RESIDENCES
ZABEEL

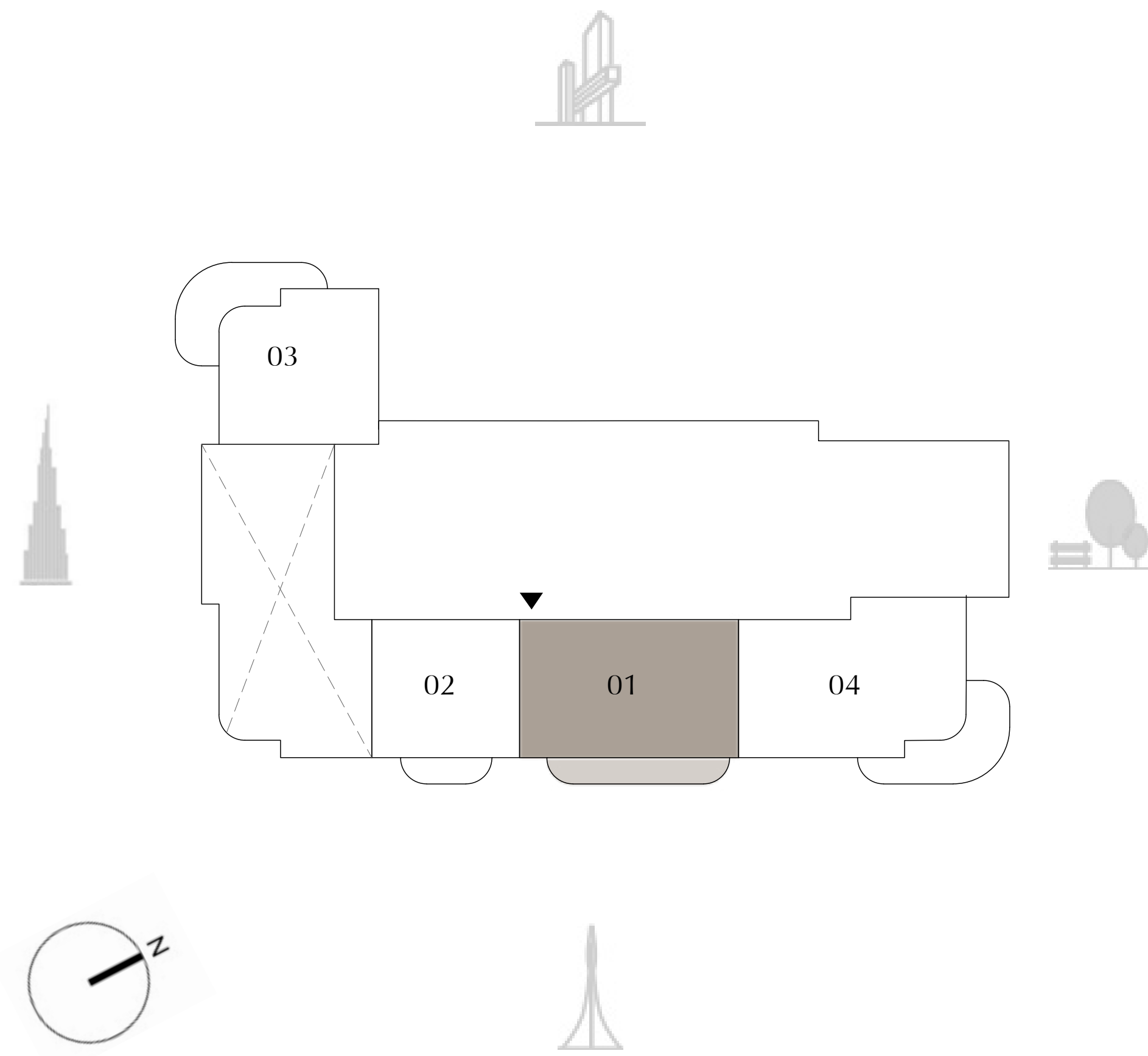
DIFC Views

TOWER 1
2 BEDROOM

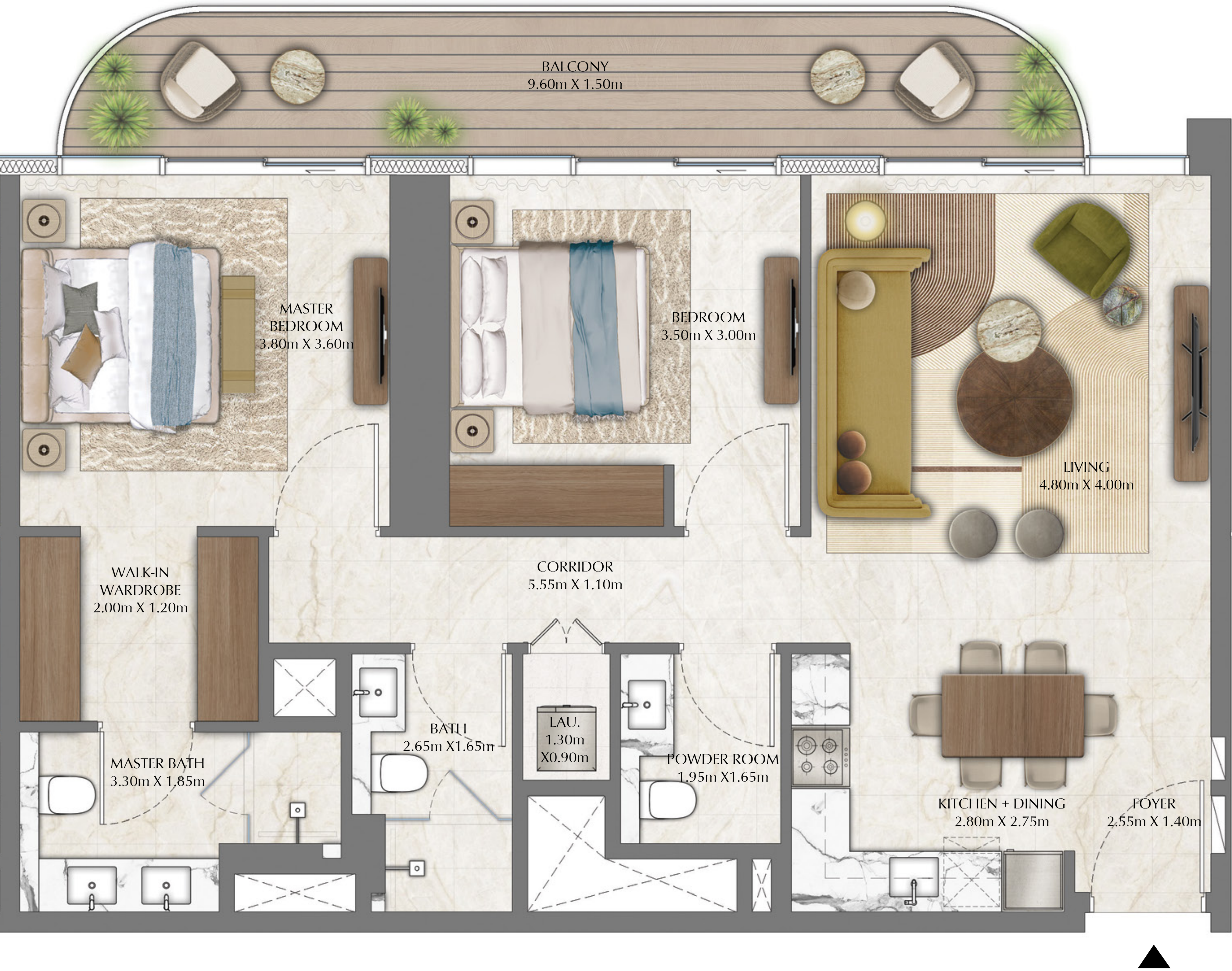

PODIUM LEVEL 1 UNIT 01

SUITE AREA	997.38 SQ.FT.	92.66 SQ.M.
BALCONY AREA	165.87 SQ.FT.	15.41 SQ.M.
TOTAL AREA	1,163.25 SQ.FT.	108.07 SQ.M.

KEY PLAN



KEY SECTION



FLOOR PLAN 1. All dimensions are in imperial and metric, and measured from finish to finish excluding construction tolerances. 2. All materials, dimensions, and drawings are approximate only. 3. Information is subject to change without notice, at developer's absolute discretion. 4. Actual area may vary from the stated area. 5. Drawings not to scale. 6. All images used are for illustrative purposes only and do not represent the actual size, features, specifications, fittings, and furnishings. 7. The developer reserves the right to make revisions / alterations, at it's absolute discretion, without any liability whatsoever.



ADDRESS
RESIDENCES
ZABEEL

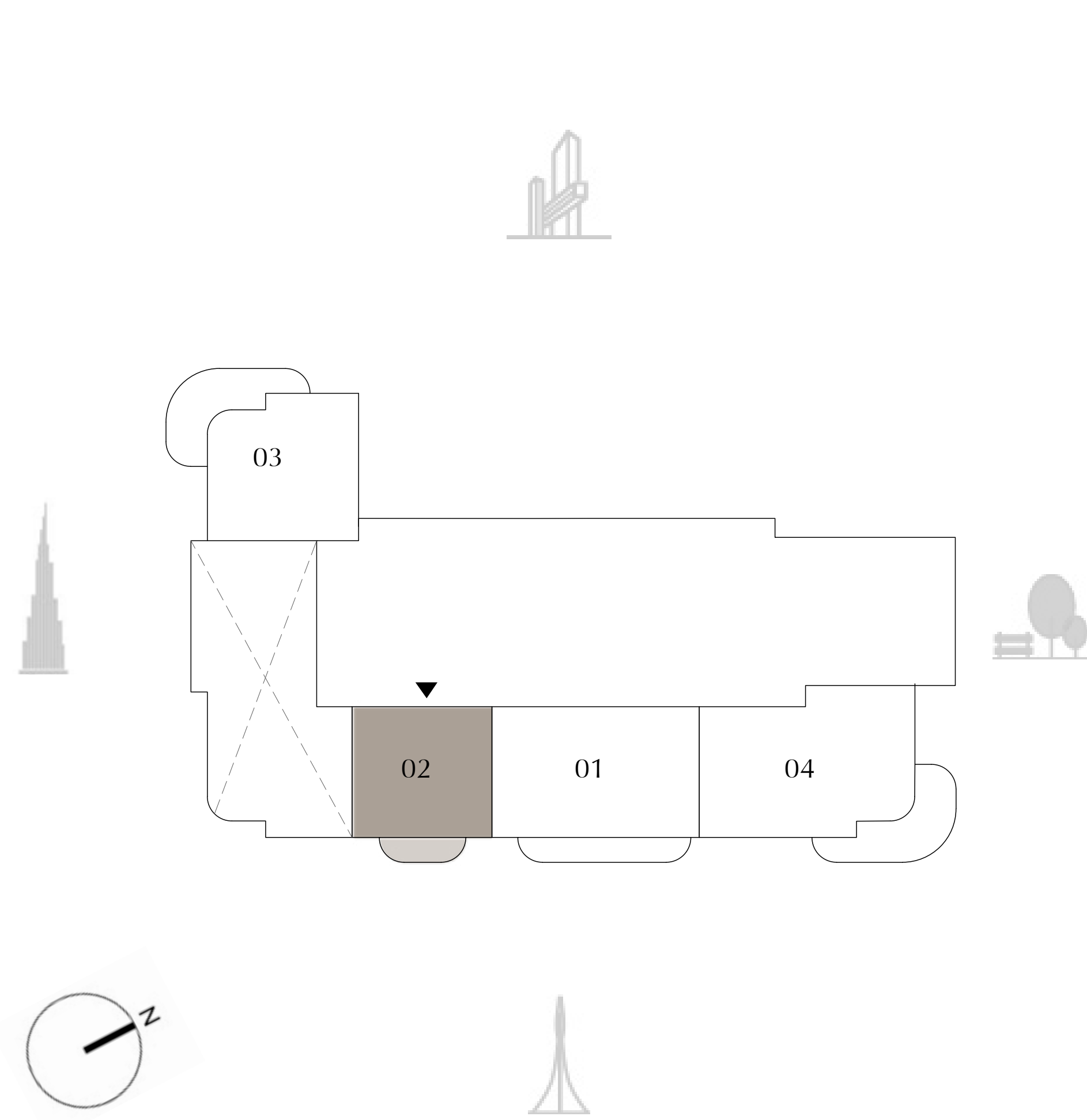
DIFC Views

TOWER 1
1 BEDROOM


PODIUM LEVEL 1 UNIT 02

SUITE AREA	687.92 SQ.FT.	63.91 SQ.M.
BALCONY AREA	77.28 SQ.FT.	7.18 SQ.M.
<hr/>		
TOTAL AREA	765.20 SQ.FT.	71.09 SQ.M.

KEY PLAN



KEY SECTION



FLOOR PLAN 1. All dimensions are in imperial and metric, and measured from finish to finish excluding construction tolerances. 2. All materials, dimensions, and drawings are approximate only. 3. Information is subject to change without notice, at developer's absolute discretion. 4. Actual area may vary from the stated area. 5. Drawings not to scale. 6. All images used are for illustrative purposes only and do not represent the actual size, features, specifications, fittings, and furnishings. 7. The developer reserves the right to make revisions / alterations, at it's absolute discretion, without any liability whatsoever.



ADDRESS
RESIDENCES
ZABEEL

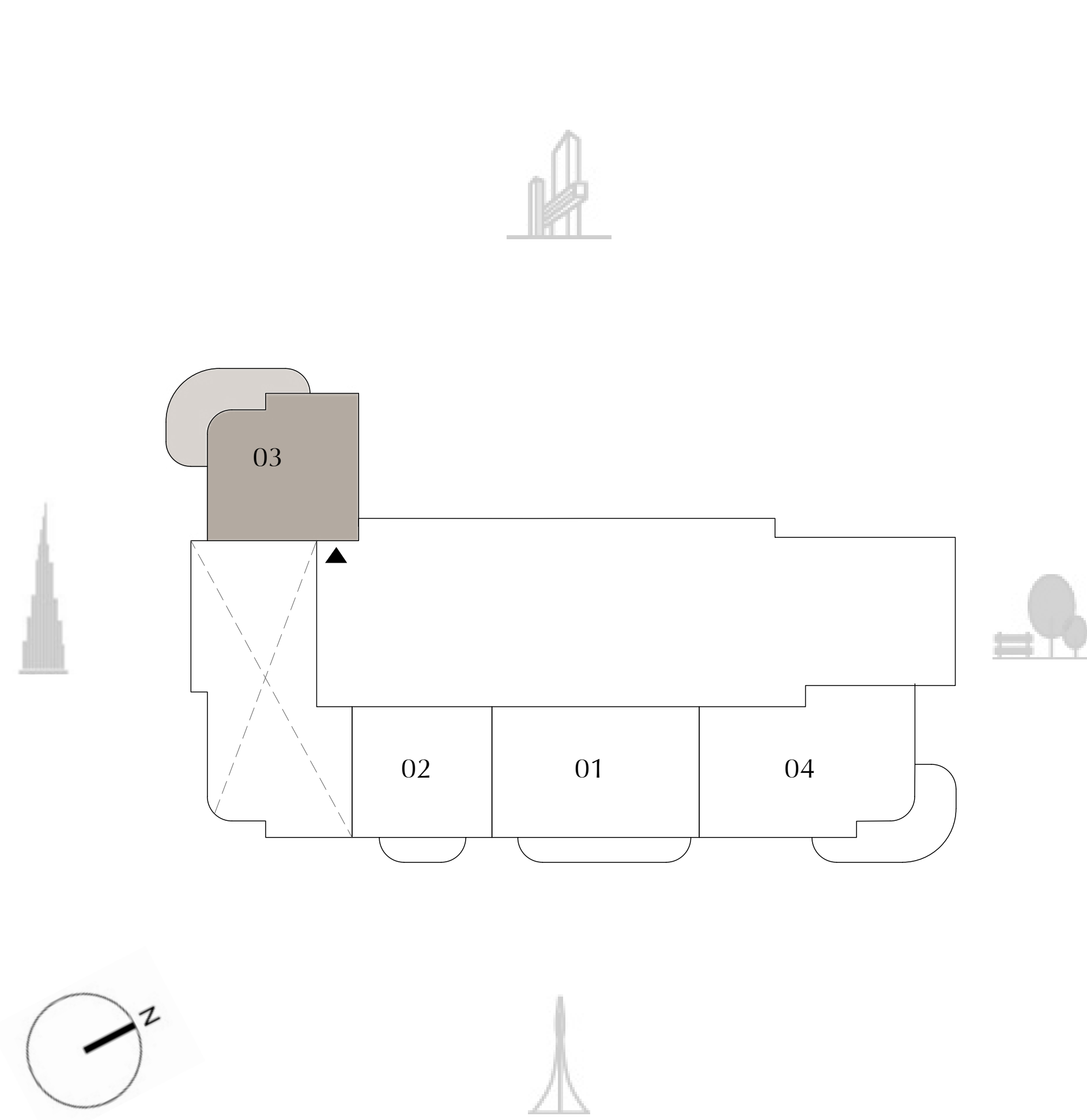
DIFC Views

TOWER 1
1 BEDROOM


PODIUM LEVEL 1 UNIT 03

SUITE AREA	763.38 SQ.FT.	70.92 SQ.M.
BALCONY AREA	293.10 SQ.FT.	27.23 SQ.M.
<hr/>		
TOTAL AREA	1,056.48 SQ.FT.	98.15 SQ.M.

KEY PLAN



KEY SECTION



FLOOR PLAN 1. All dimensions are in imperial and metric, and measured from finish to finish excluding construction tolerances. 2. All materials, dimensions, and drawings are approximate only. 3. Information is subject to change without notice, at developer's absolute discretion. 4. Actual area may vary from the stated area. 5. Drawings not to scale. 6. All images used are for illustrative purposes only and do not represent the actual size, features, specifications, fittings, and furnishings. 7. The developer reserves the right to make revisions / alterations, at it's absolute discretion, without any liability whatsoever.



ADDRESS
RESIDENCES
ZABEEL

DIFC Views


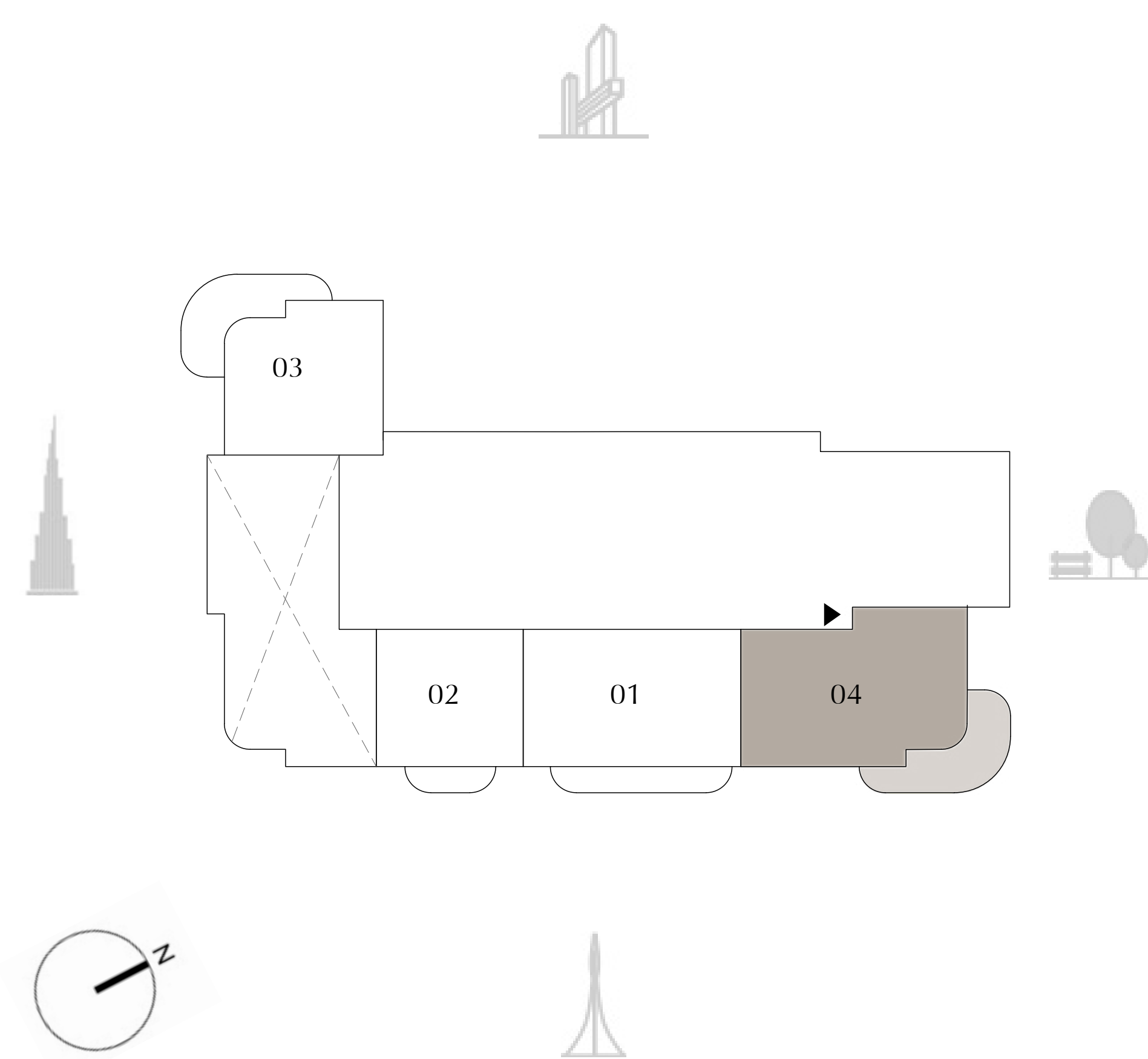
TOWER 1
2 BEDROOM

PODIUM LEVEL 1 UNIT 04

SUITE AREA	1,093.72 SQ.FT.	101.61 SQ.M.
BALCONY AREA	293.10 SQ.FT.	27.23 SQ.M.
<hr/>		
TOTAL AREA	1,386.82 SQ.FT.	128.84 SQ.M.

KEY PLAN

KEY SECTION



FLOOR PLAN 1. All dimensions are in imperial and metric, and measured from finish to finish excluding construction tolerances. 2. All materials, dimensions, and drawings are approximate only. 3. Information is subject to change without notice, at developer's absolute discretion. 4. Actual area may vary from the stated area. 5. Drawings not to scale. 6. All images used are for illustrative purposes only and do not represent the actual size, features, specifications, fittings, and furnishings. 7. The developer reserves the right to make revisions / alterations, at it's absolute discretion, without any liability whatsoever.



ADDRESS
RESIDENCES
ZABEEL

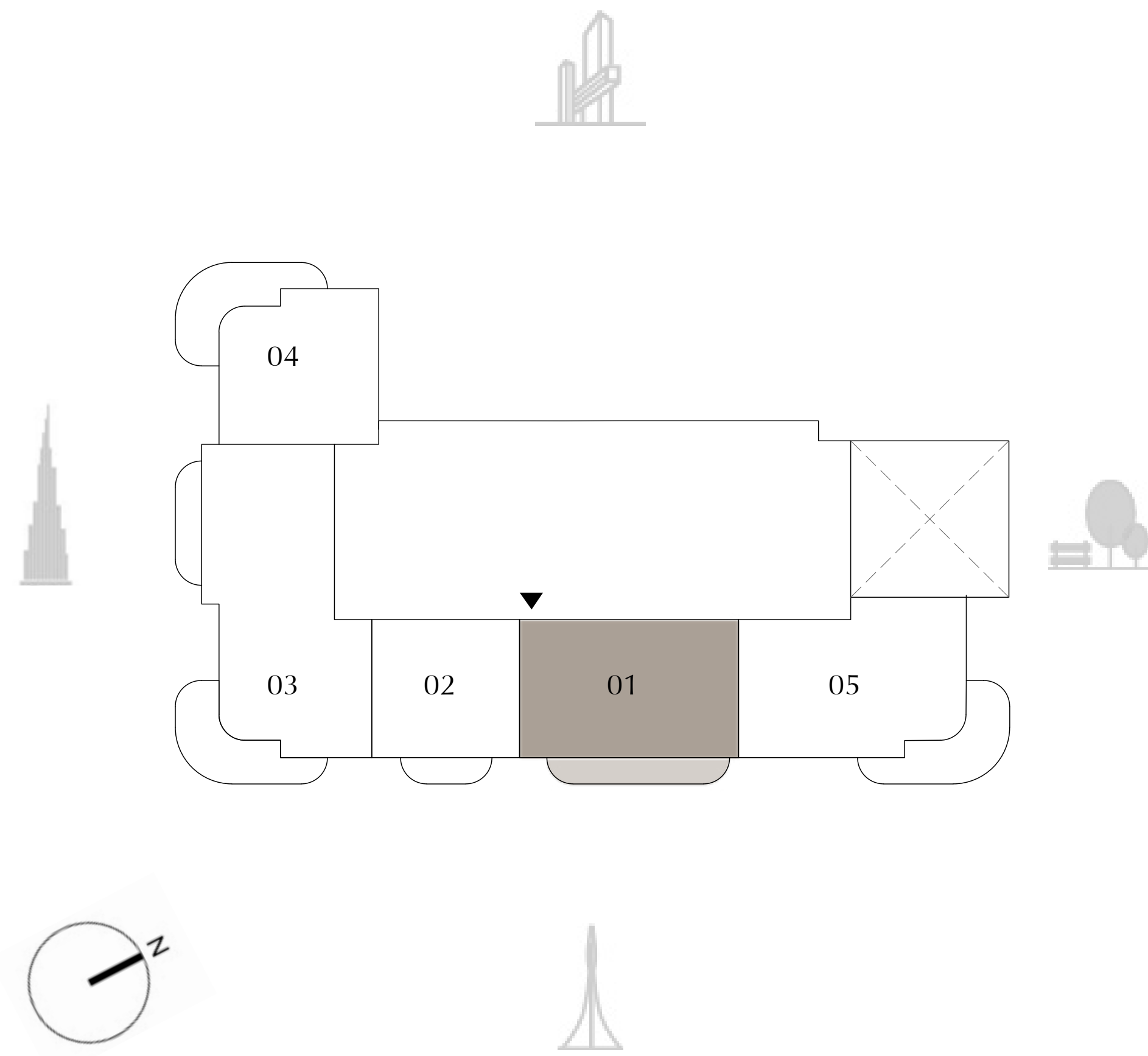
DIFC Views

TOWER 1
2 BEDROOM

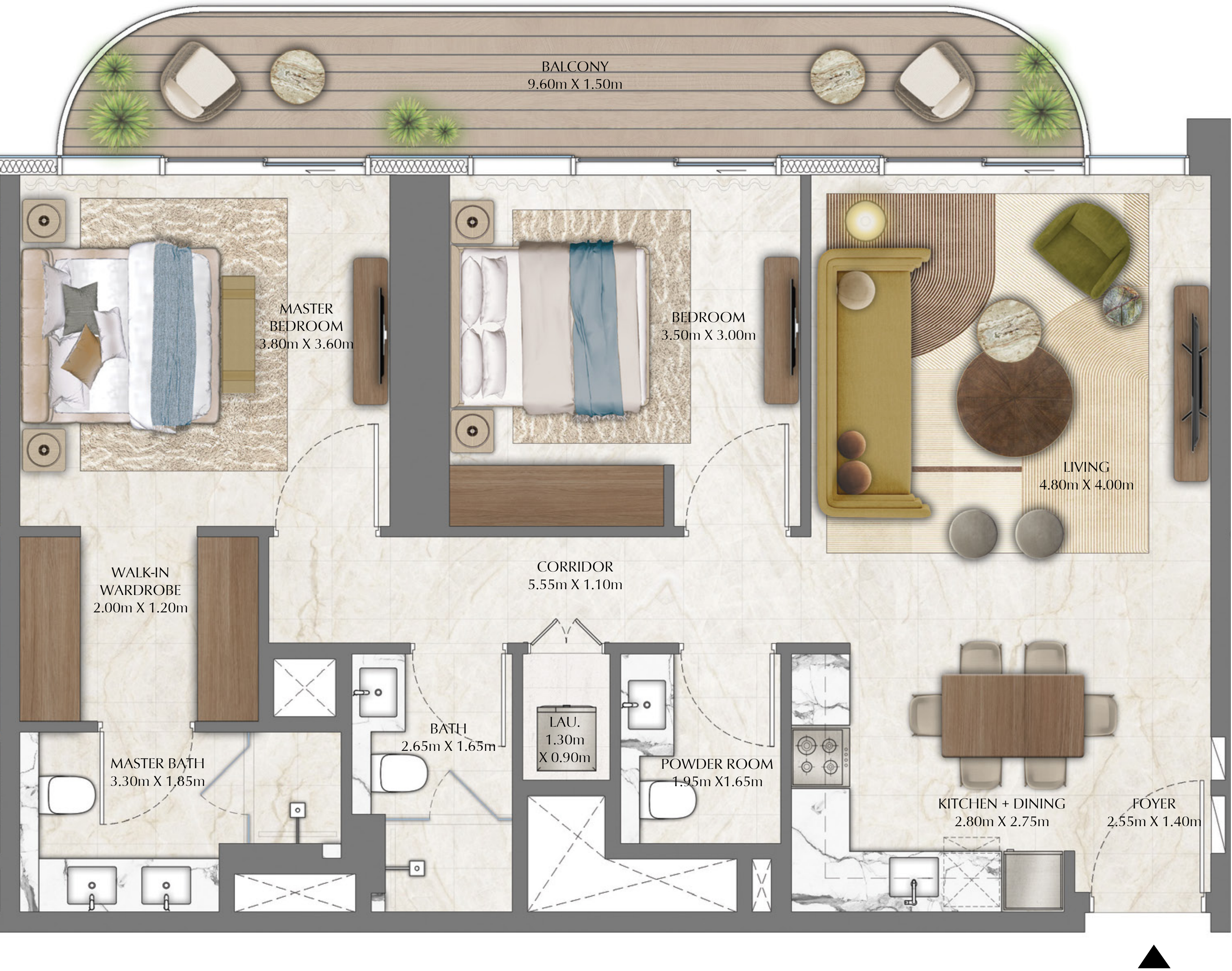

PODIUM LEVEL 2 UNIT 01

SUITE AREA	997.38 SQ.FT.	92.66 SQ.M.
BALCONY AREA	165.87 SQ.FT.	15.41 SQ.M.
TOTAL AREA	1,163.25 SQ.FT.	108.07 SQ.M.

KEY PLAN



KEY SECTION



FLOOR PLAN 1. All dimensions are in imperial and metric, and measured from finish to finish excluding construction tolerances. 2. All materials, dimensions, and drawings are approximate only. 3. Information is subject to change without notice, at developer's absolute discretion. 4. Actual area may vary from the stated area. 5. Drawings not to scale. 6. All images used are for illustrative purposes only and do not represent the actual size, features, specifications, fittings, and furnishings. 7. The developer reserves the right to make revisions / alterations, at it's absolute discretion, without any liability whatsoever.



ADDRESS
RESIDENCES
ZABEEL

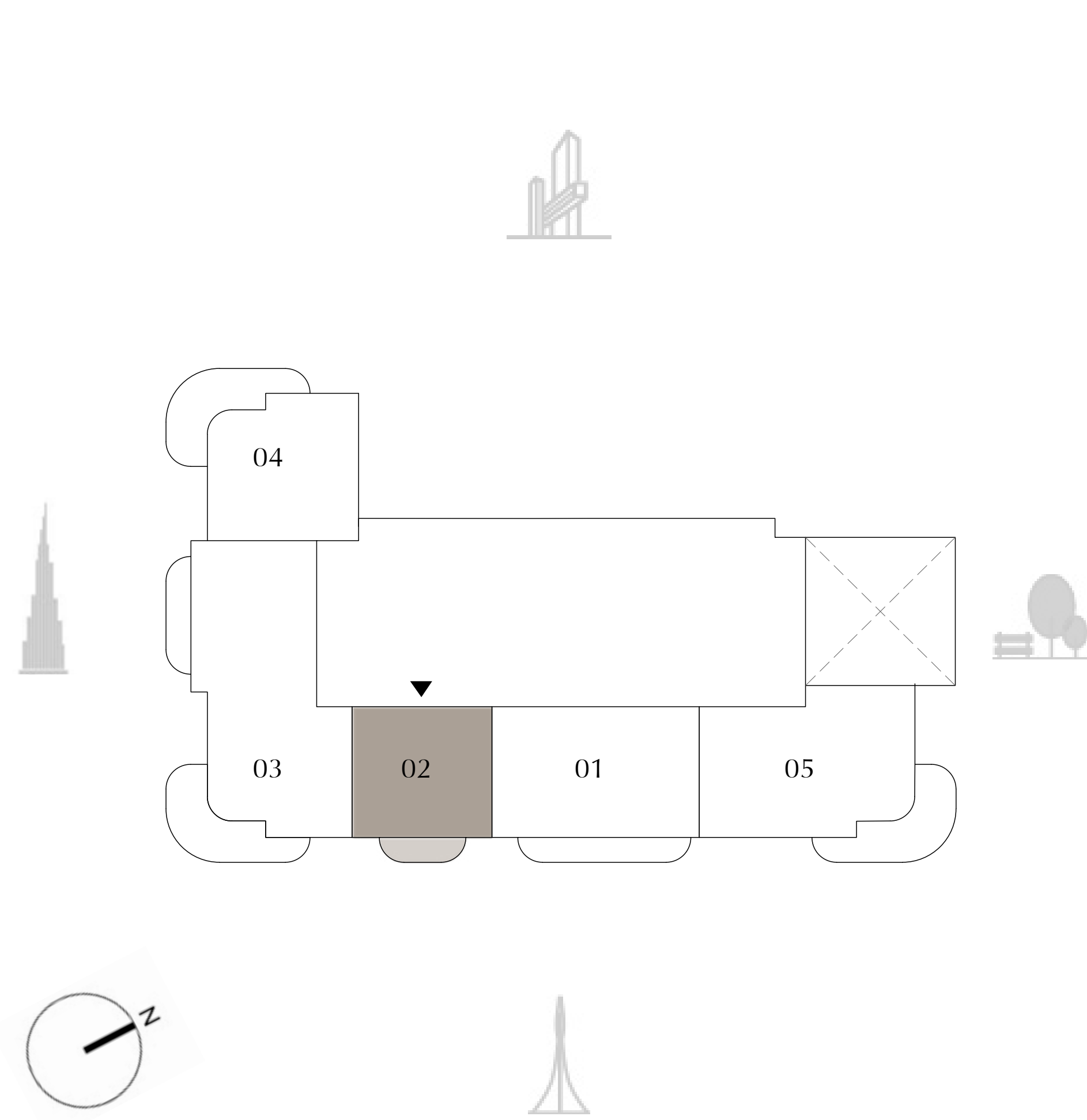
DIFC Views

TOWER 1
1 BEDROOM


PODIUM LEVEL 2 UNIT 02

SUITE AREA	687.92 SQ.FT.	63.91 SQ.M.
BALCONY AREA	77.28 SQ.FT.	7.18 SQ.M.
<hr/>		
TOTAL AREA	765.20 SQ.FT.	71.09 SQ.M.

KEY PLAN



KEY SECTION



FLOOR PLAN 1. All dimensions are in imperial and metric, and measured from finish to finish excluding construction tolerances. 2. All materials, dimensions, and drawings are approximate only. 3. Information is subject to change without notice, at developer's absolute discretion. 4. Actual area may vary from the stated area. 5. Drawings not to scale. 6. All images used are for illustrative purposes only and do not represent the actual size, features, specifications, fittings, and furnishings. 7. The developer reserves the right to make revisions / alterations, at it's absolute discretion, without any liability whatsoever.



ADDRESS
RESIDENCES
ZABEEL

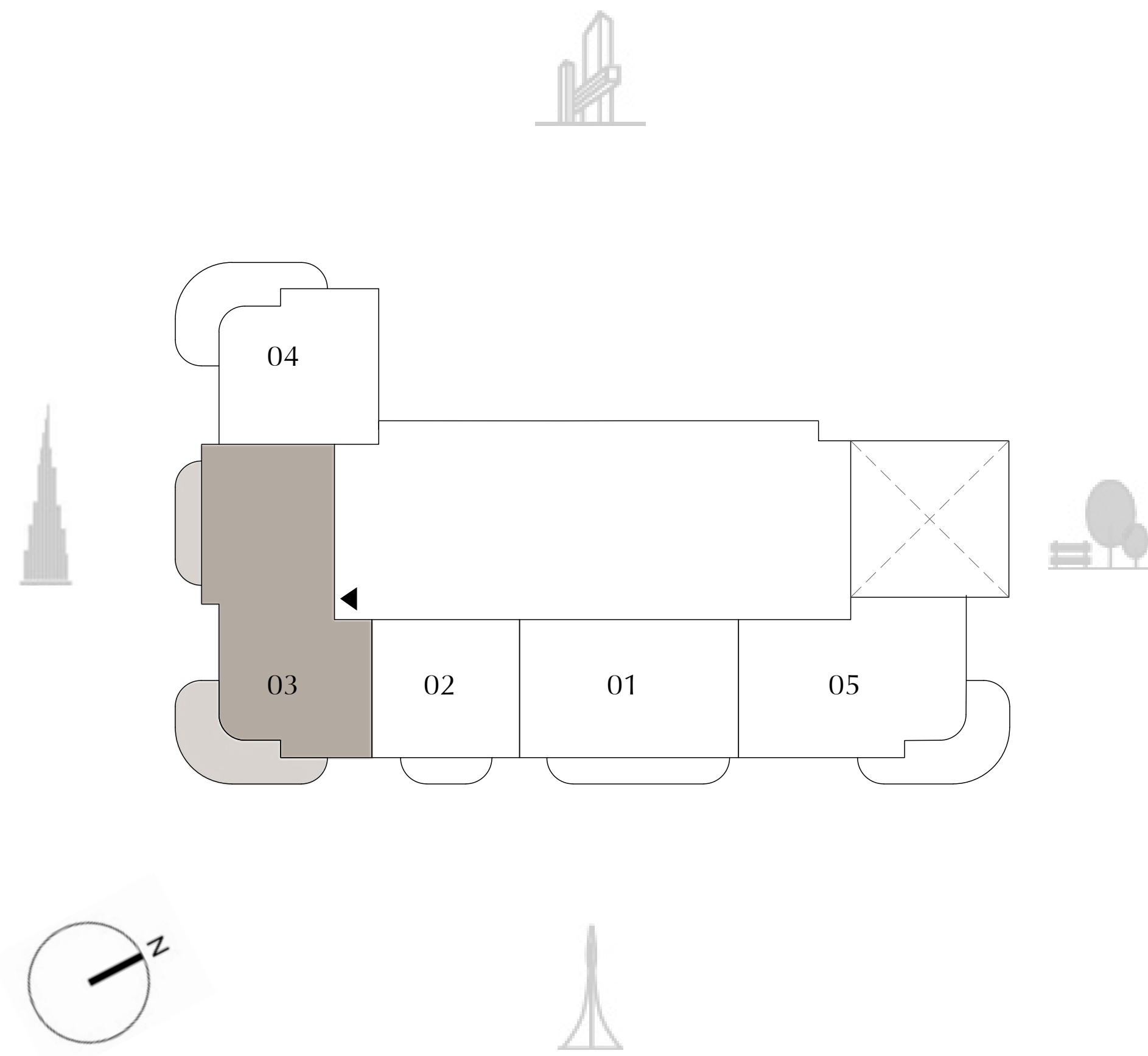
DIFC Views

TOWER 1
3 BEDROOM


PODIUM LEVEL 2 UNIT 03

SUITE AREA	1,431.82 SQ.FT.	133.02 SQ.M.
BALCONY AREA	401.92 SQ.FT.	37.34 SQ.M.
TOTAL AREA	1,833.74 SQ.FT.	170.36 SQ.M.

KEY PLAN



KEY SECTION



FLOOR PLAN 1. All dimensions are in imperial and metric, and measured from finish to finish excluding construction tolerances. 2. All materials, dimensions, and drawings are approximate only. 3. Information is subject to change without notice, at developer's absolute discretion. 4. Actual area may vary from the stated area. 5. Drawings not to scale. 6. All images used are for illustrative purposes only and do not represent the actual size, features, specifications, fittings, and furnishings. 7. The developer reserves the right to make revisions / alterations, at it's absolute discretion, without any liability whatsoever.



ADDRESS
RESIDENCES
ZABEEL

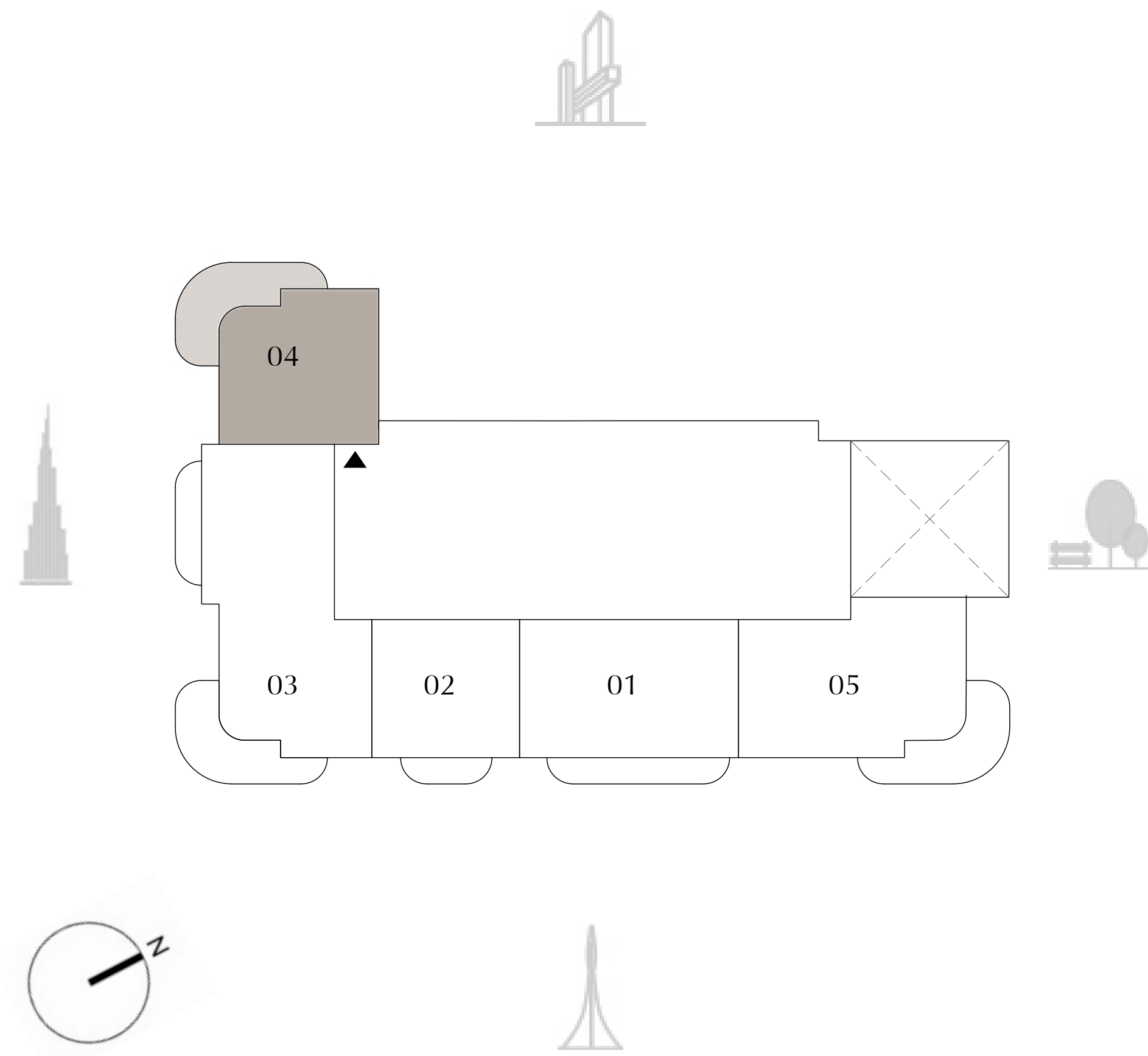
DIFC Views

TOWER 1
1 BEDROOM


PODIUM LEVEL 2 UNIT 04

SUITE AREA	763.38 SQ.FT.	70.92 SQ.M.
BALCONY AREA	293.10 SQ.FT.	27.23 SQ.M.
TOTAL AREA	1,056.48 SQ.FT.	98.15 SQ.M.

KEY PLAN



KEY SECTION



FLOOR PLAN 1. All dimensions are in imperial and metric, and measured from finish to finish excluding construction tolerances. 2. All materials, dimensions, and drawings are approximate only. 3. Information is subject to change without notice, at developer's absolute discretion. 4. Actual area may vary from the stated area. 5. Drawings not to scale. 6. All images used are for illustrative purposes only and do not represent the actual size, features, specifications, fittings, and furnishings. 7. The developer reserves the right to make revisions / alterations, at it's absolute discretion, without any liability whatsoever.



ADDRESS RESIDENCES ZABEEL

DIFC Views


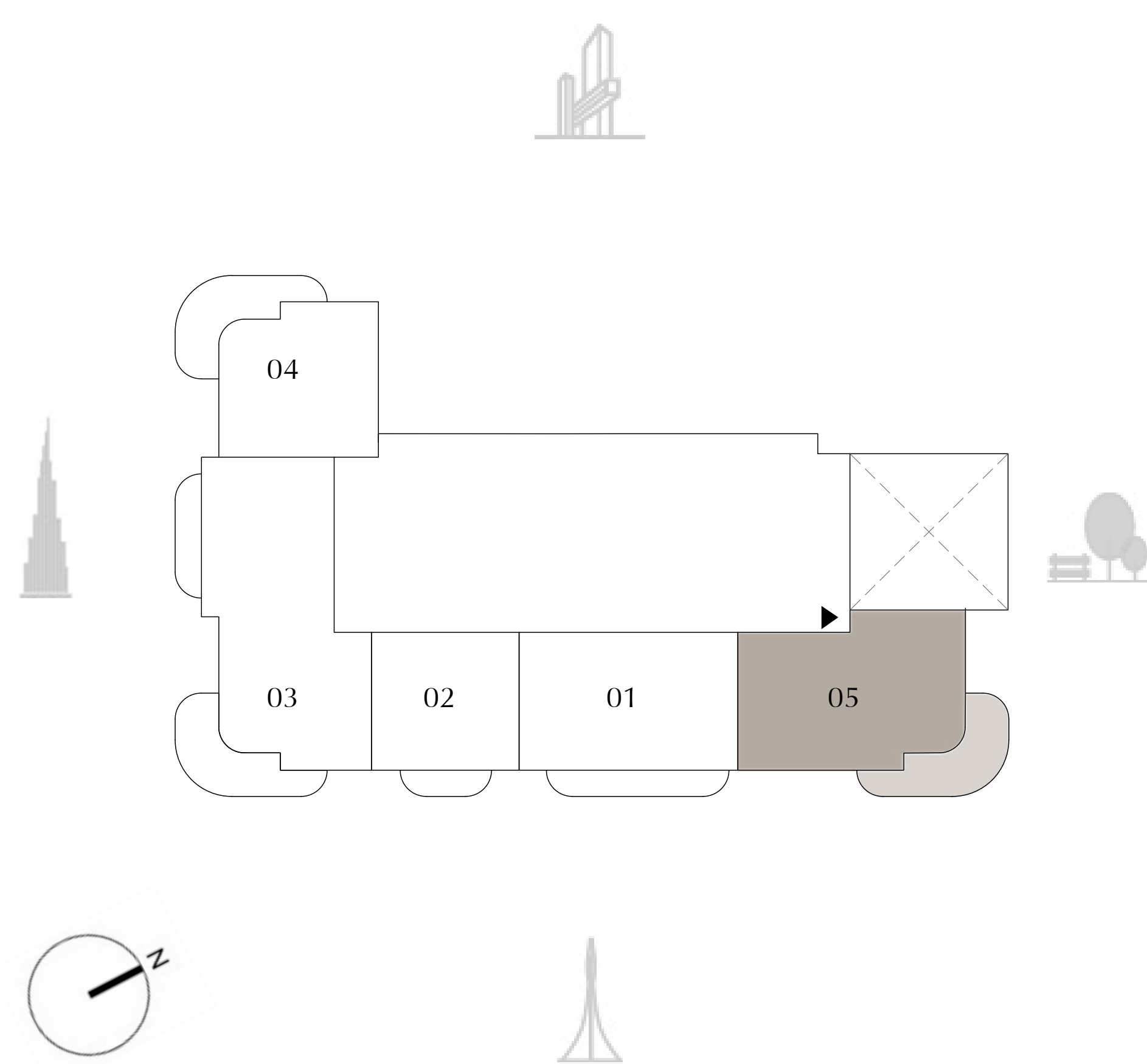
TOWER 1 2 BEDROOM

PODIUM LEVEL 2 UNIT 05

SUITE AREA	1,093.72 SQ.FT.	101.61 SQ.M.
BALCONY AREA	293.10 SQ.FT.	27.23 SQ.M.
<hr/>		
TOTAL AREA	1,386.82 SQ.FT.	128.84 SQ.M.

KEY PLAN

KEY SECTION



FLOOR PLAN 1. All dimensions are in imperial and metric, and measured from finish to finish excluding construction tolerances. 2. All materials, dimensions, and drawings are approximate only. 3. Information is subject to change without notice, at developer's absolute discretion. 4. Actual area may vary from the stated area. 5. Drawings not to scale. 6. All images used are for illustrative purposes only and do not represent the actual size, features, specifications, fittings, and furnishings. 7. The developer reserves the right to make revisions / alterations, at it's absolute discretion, without any liability whatsoever.



ADDRESS
RESIDENCES
ZABEEL

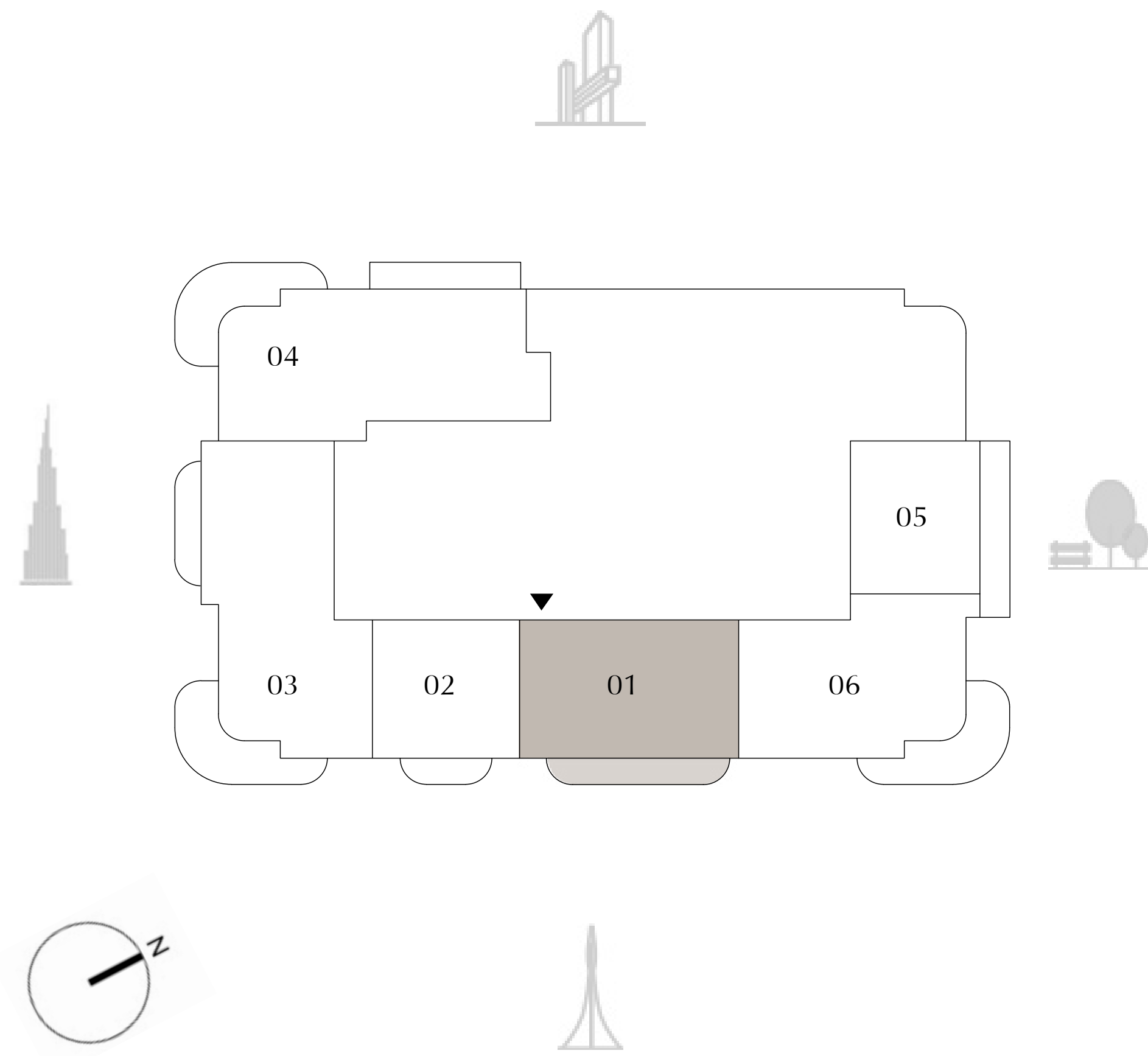
DIFC Views

TOWER 1
2 BEDROOM

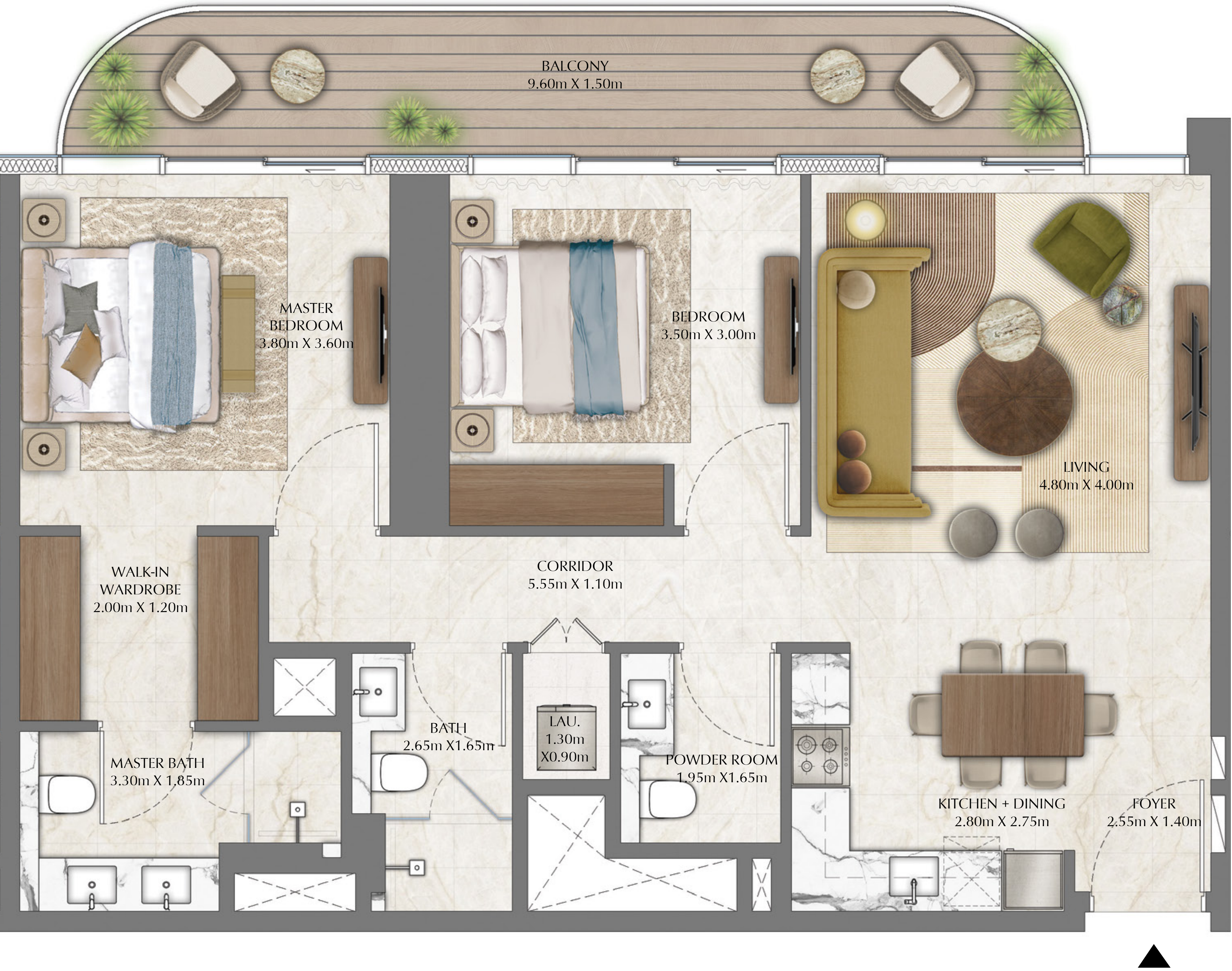

PODIUM LEVEL 3 UNIT 01

SUITE AREA	1,002.01 SQ.FT.	93.09 SQ.M.
BALCONY AREA	165.87 SQ.FT.	15.41 SQ.M.
TOTAL AREA	1,167.88 SQ.FT.	108.50 SQ.M.

KEY PLAN



KEY SECTION



FLOOR PLAN 1. All dimensions are in imperial and metric, and measured from finish to finish excluding construction tolerances. 2. All materials, dimensions, and drawings are approximate only. 3. Information is subject to change without notice, at developer's absolute discretion. 4. Actual area may vary from the stated area. 5. Drawings not to scale. 6. All images used are for illustrative purposes only and do not represent the actual size, features, specifications, fittings, and furnishings. 7. The developer reserves the right to make revisions / alterations, at it's absolute discretion, without any liability whatsoever.



ADDRESS
RESIDENCES
ZABEEL

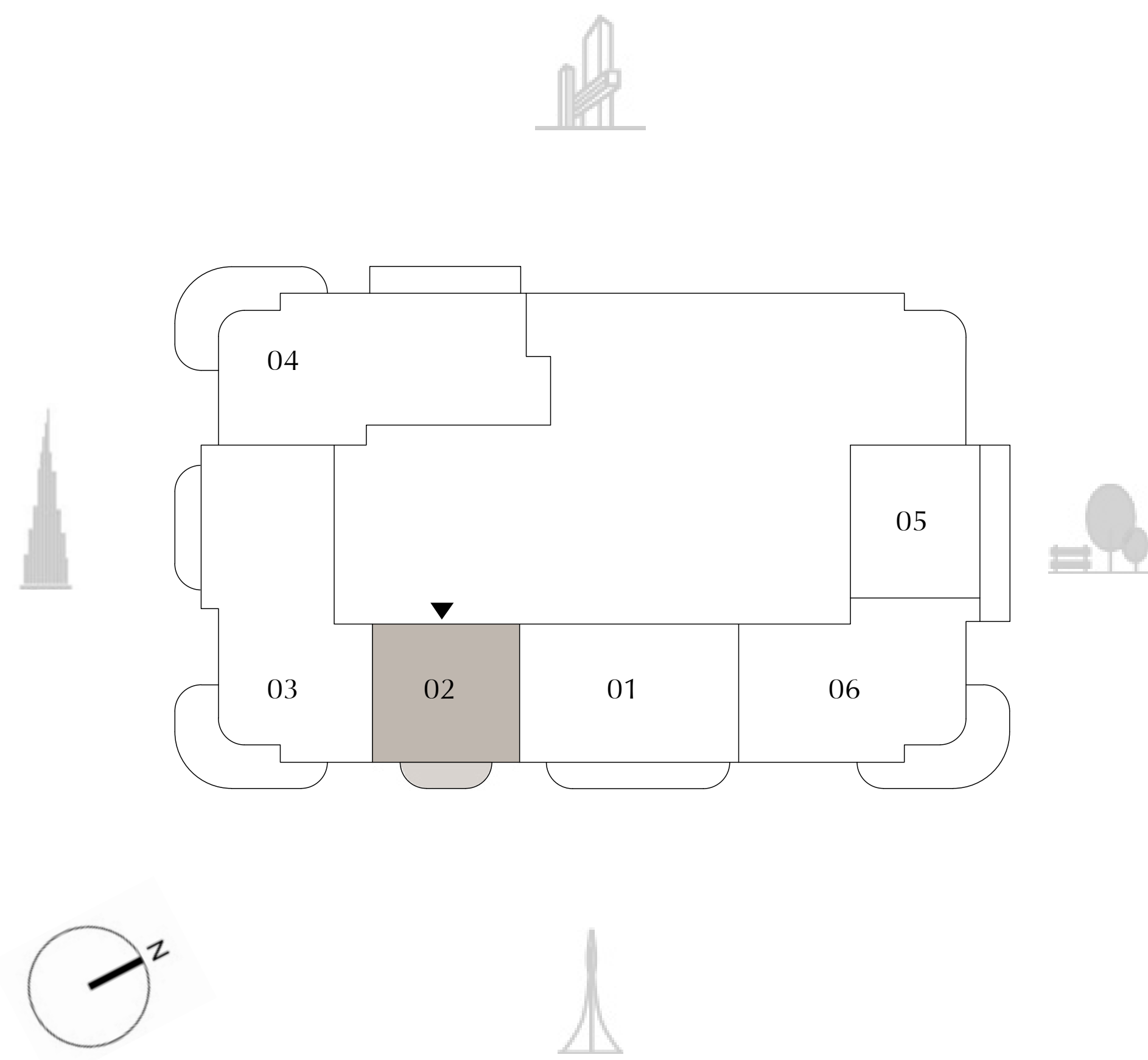
DIFC Views

TOWER 1
1 BEDROOM


PODIUM LEVEL 3 UNIT 02

SUITE AREA	683.72 SQ.FT.	63.52 SQ.M.
BALCONY AREA	77.28 SQ.FT.	7.18 SQ.M.
<hr/>		
TOTAL AREA	761.00 SQ.FT.	70.70 SQ.M.

KEY PLAN



KEY SECTION



FLOOR PLAN 1. All dimensions are in imperial and metric, and measured from finish to finish excluding construction tolerances. 2. All materials, dimensions, and drawings are approximate only. 3. Information is subject to change without notice, at developer's absolute discretion. 4. Actual area may vary from the stated area. 5. Drawings not to scale. 6. All images used are for illustrative purposes only and do not represent the actual size, features, specifications, fittings, and furnishings. 7. The developer reserves the right to make revisions / alterations, at it's absolute discretion, without any liability whatsoever.



ADDRESS
RESIDENCES
ZABEEL

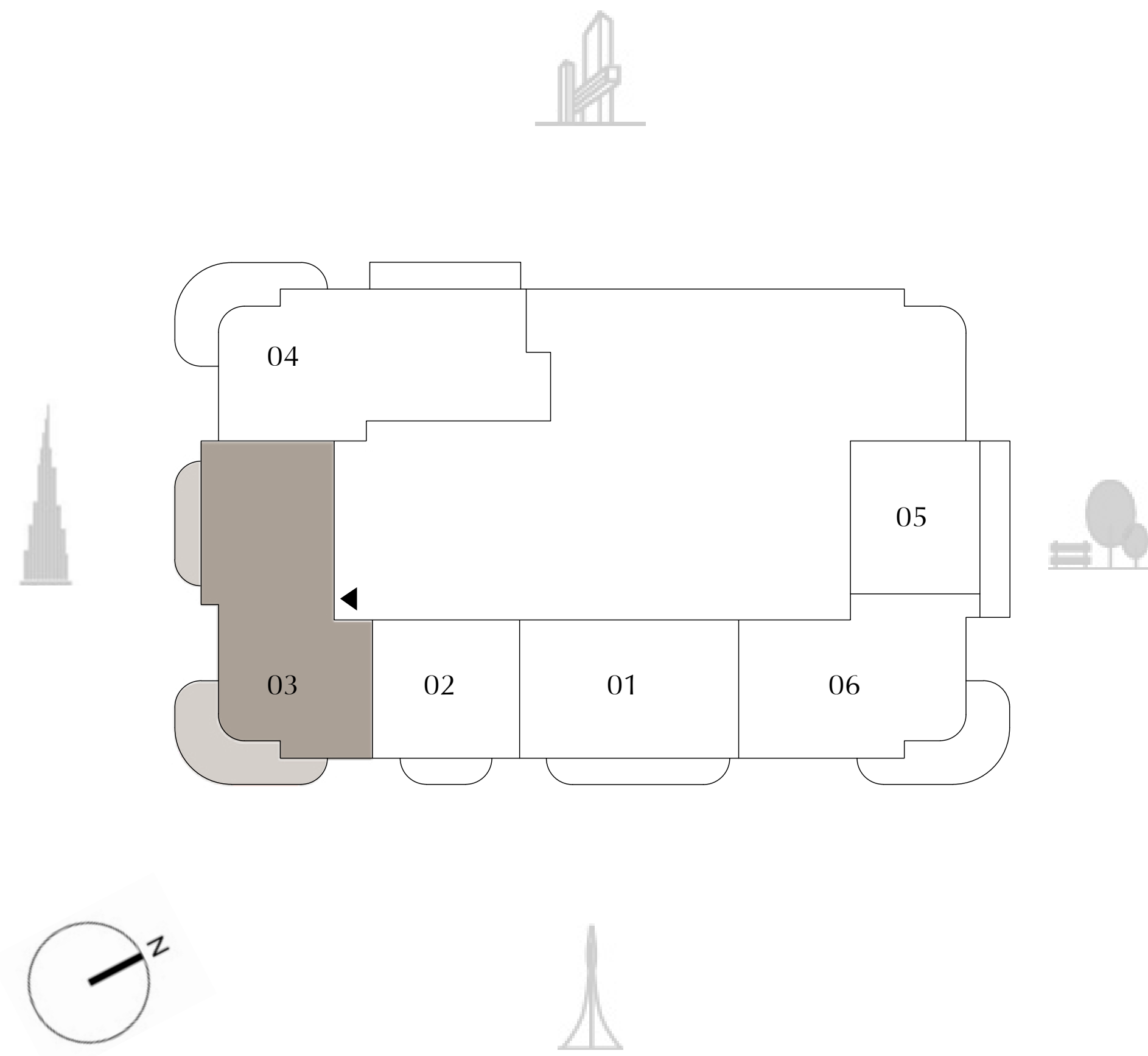
DIFC Views

TOWER 1
3 BEDROOM


PODIUM LEVEL 3 UNIT 03

SUITE AREA	1,431.17 SQ.FT.	132.96 SQ.M.
BALCONY AREA	402.35 SQ.FT.	37.38 SQ.M.
TOTAL AREA	1,833.52 SQ.FT.	170.34 SQ.M.

KEY PLAN



KEY SECTION



FLOOR PLAN 1. All dimensions are in imperial and metric, and measured from finish to finish excluding construction tolerances. 2. All materials, dimensions, and drawings are approximate only. 3. Information is subject to change without notice, at developer's absolute discretion. 4. Actual area may vary from the stated area. 5. Drawings not to scale. 6. All images used are for illustrative purposes only and do not represent the actual size, features, specifications, fittings, and furnishings. 7. The developer reserves the right to make revisions / alterations, at it's absolute discretion, without any liability whatsoever.



ADDRESS
RESIDENCES
ZABEEL

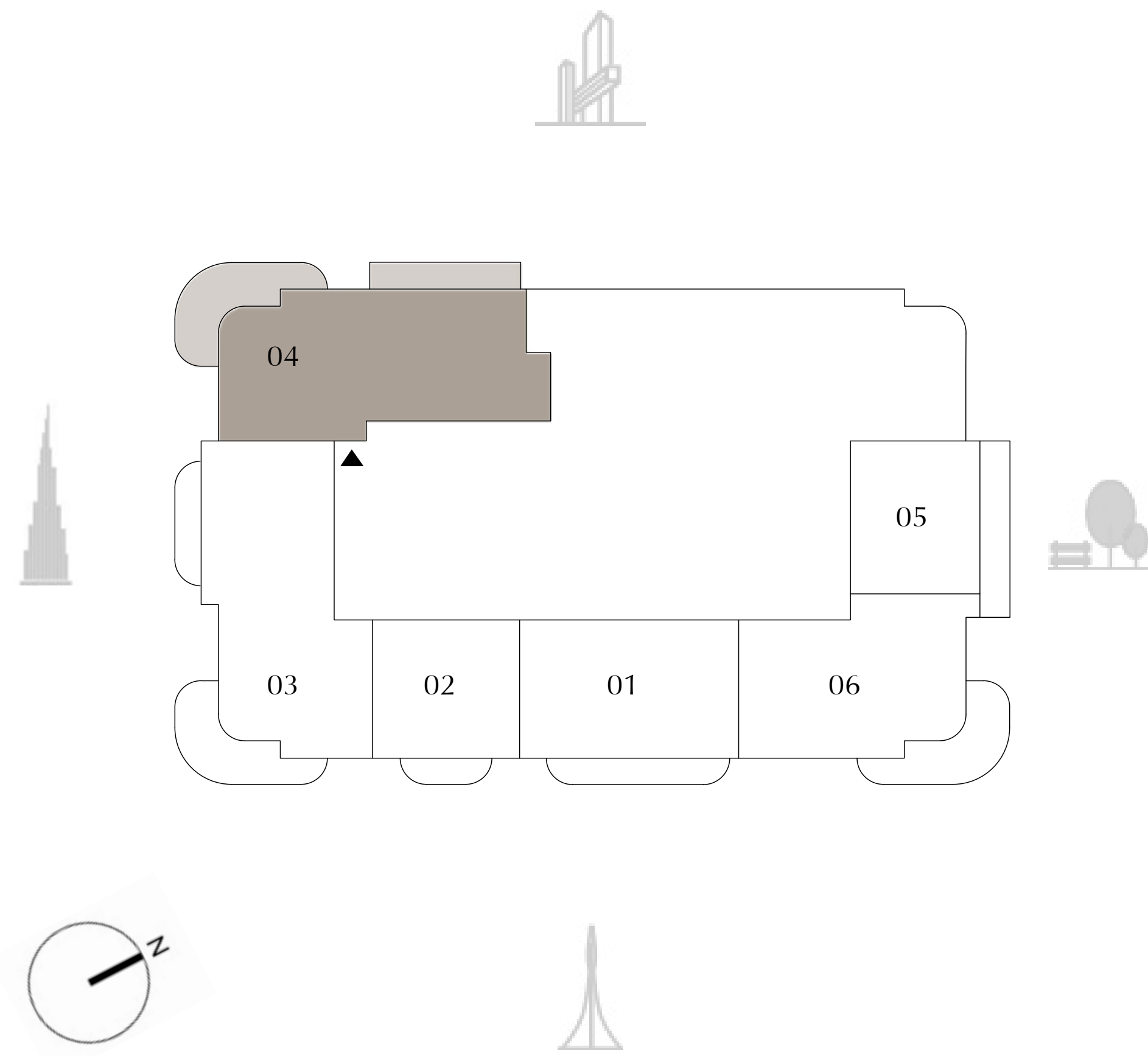
DIFC Views

TOWER 1
3 BEDROOM


PODIUM LEVEL 3 UNIT 04

SUITE AREA	1,514.48 SQ.FT.	140.70 SQ.M.
BALCONY AREA	439.17 SQ.FT.	40.80 SQ.M.
<hr/>		
TOTAL AREA	1,953.65 SQ.FT.	181.50 SQ.M.

KEY PLAN



KEY SECTION



FLOOR PLAN 1. All dimensions are in imperial and metric, and measured from finish to finish excluding construction tolerances. 2. All materials, dimensions, and drawings are approximate only. 3. Information is subject to change without notice, at developer's absolute discretion. 4. Actual area may vary from the stated area. 5. Drawings not to scale. 6. All images used are for illustrative purposes only and do not represent the actual size, features, specifications, fittings, and furnishings. 7. The developer reserves the right to make revisions / alterations, at it's absolute discretion, without any liability whatsoever.



ADDRESS
RESIDENCES
ZABEEL

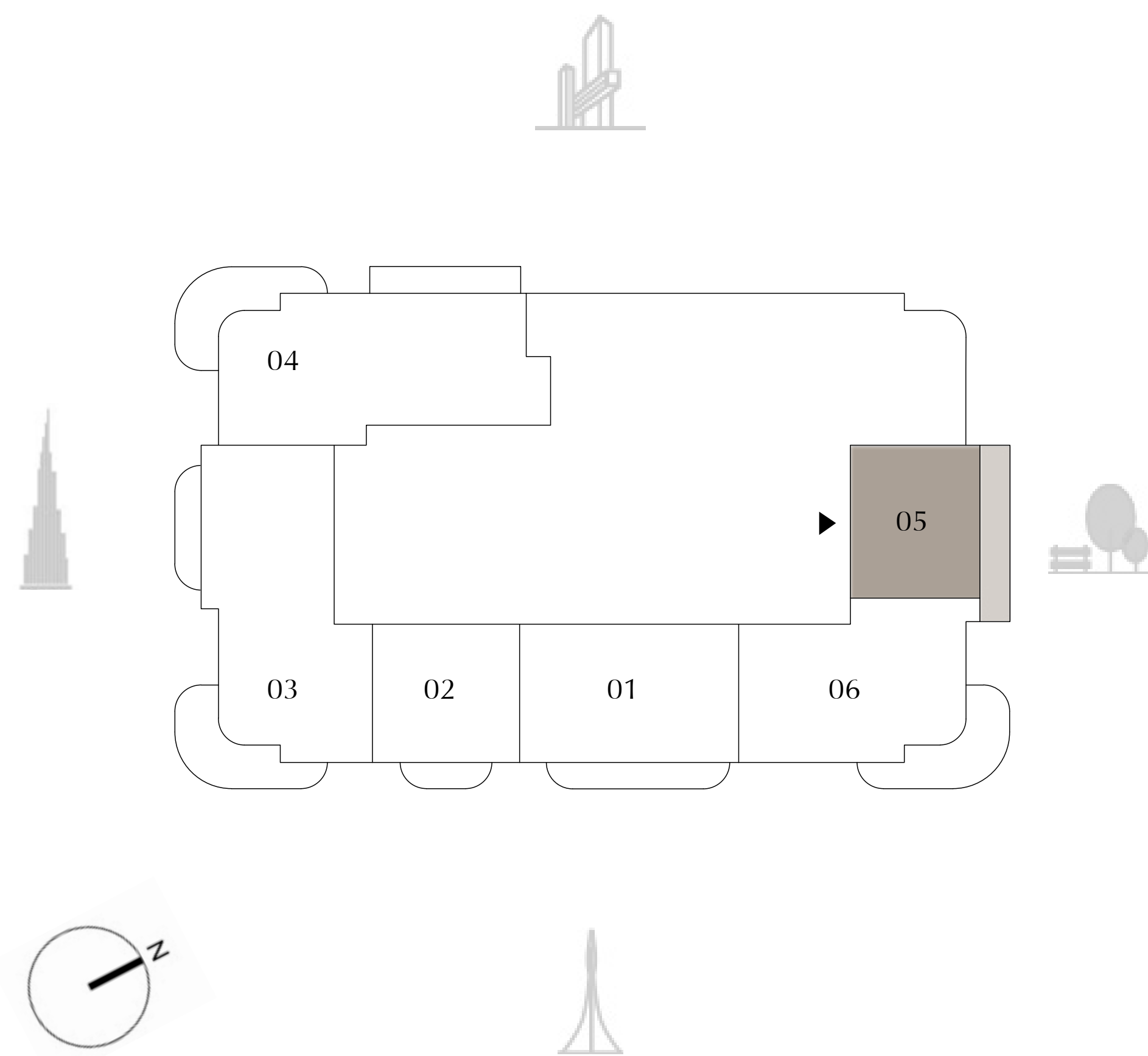
DIFC Views

TOWER 1
1 BEDROOM


PODIUM LEVEL 3 UNIT 05

SUITE AREA	678.45 SQ.FT.	63.03 SQ.M.
BALCONY AREA	168.46 SQ.FT.	15.65 SQ.M.
TOTAL AREA	846.91 SQ.FT.	78.68 SQ.M.

KEY PLAN



KEY SECTION



FLOOR PLAN 1. All dimensions are in imperial and metric, and measured from finish to finish excluding construction tolerances. 2. All materials, dimensions, and drawings are approximate only. 3. Information is subject to change without notice, at developer's absolute discretion. 4. Actual area may vary from the stated area. 5. Drawings not to scale. 6. All images used are for illustrative purposes only and do not represent the actual size, features, specifications, fittings, and furnishings. 7. The developer reserves the right to make revisions / alterations, at it's absolute discretion, without any liability whatsoever.



ADDRESS
RESIDENCES
ZABEEL

DIFC Views


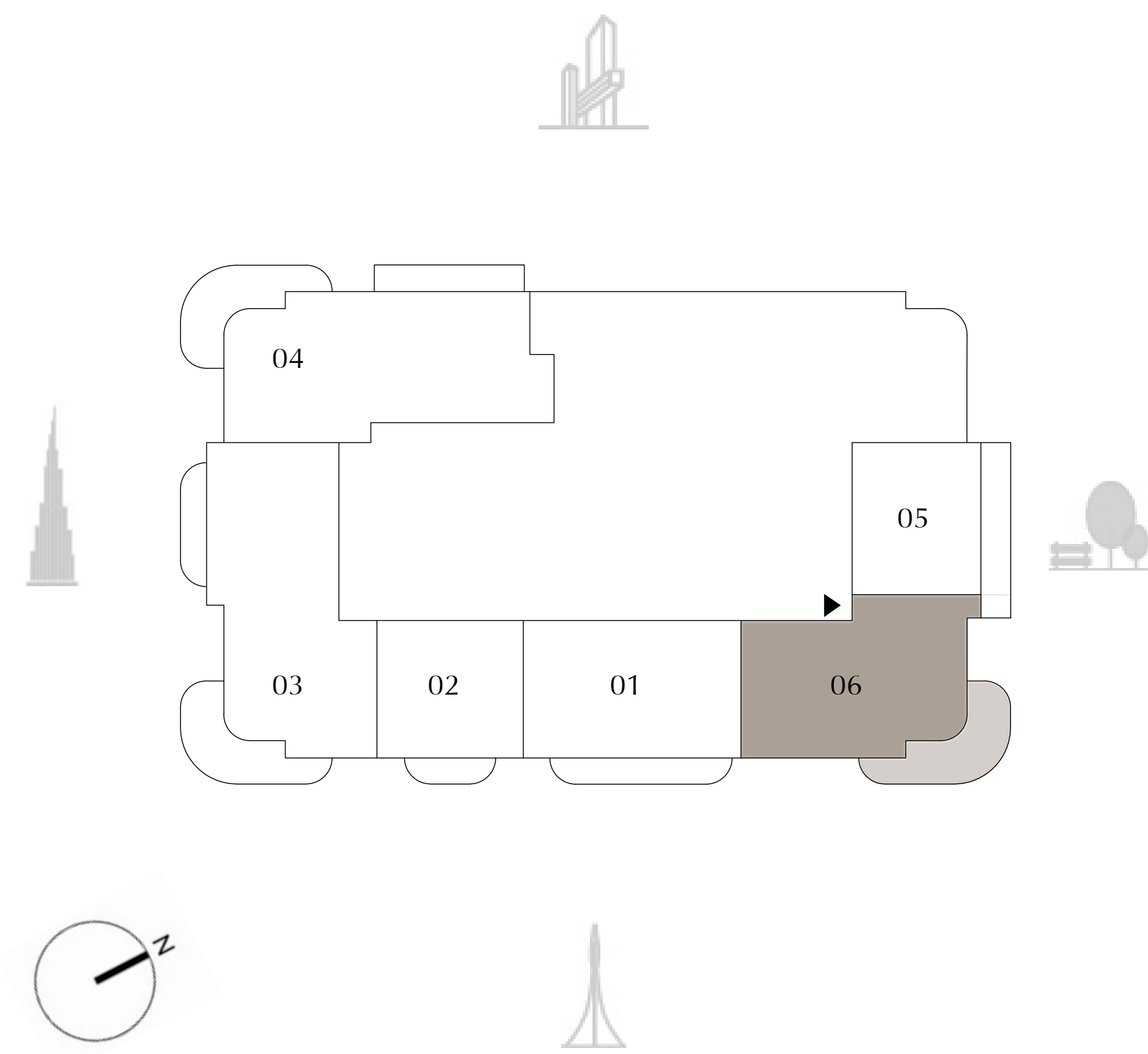
TOWER 1
2 BEDROOM

PODIUM LEVEL 3 UNIT 06

SUITE AREA	1,092.97 SQ.FT.	101.54 SQ.M.
BALCONY AREA	293.64 SQ.FT.	27.28 SQ.M.
<hr/>		
TOTAL AREA	1,386.61 SQ.FT.	128.82 SQ.M.

KEY PLAN

KEY SECTION



FLOOR PLAN 1. All dimensions are in imperial and metric, and measured from finish to finish excluding construction tolerances. 2. All materials, dimensions, and drawings are approximate only. 3. Information is subject to change without notice, at developer's absolute discretion. 4. Actual area may vary from the stated area. 5. Drawings not to scale. 6. All images used are for illustrative purposes only and do not represent the actual size, features, specifications, fittings, and furnishings. 7. The developer reserves the right to make revisions / alterations, at it's absolute discretion, without any liability whatsoever.



ADDRESS RESIDENCES ZABEEL

DIFC Views

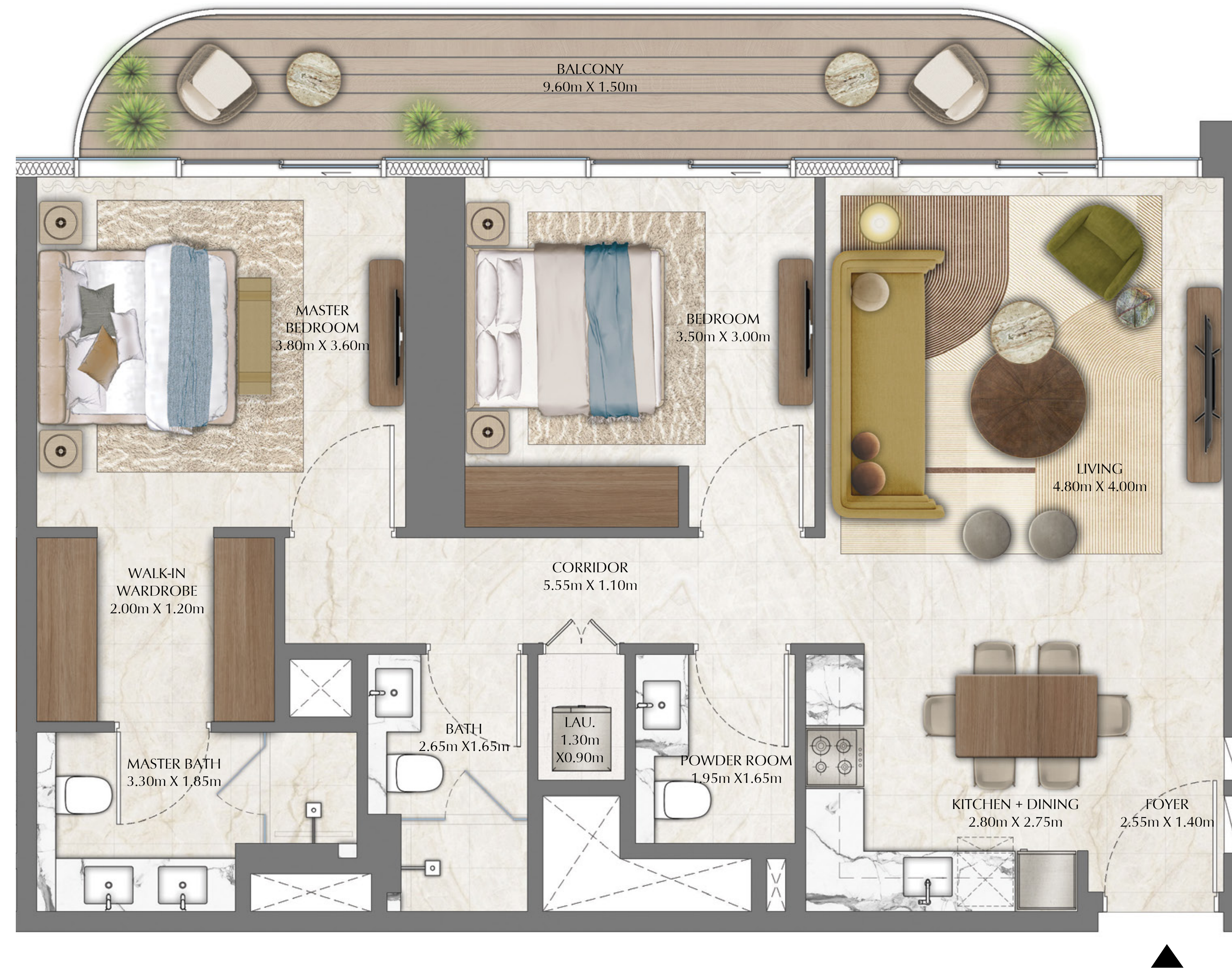
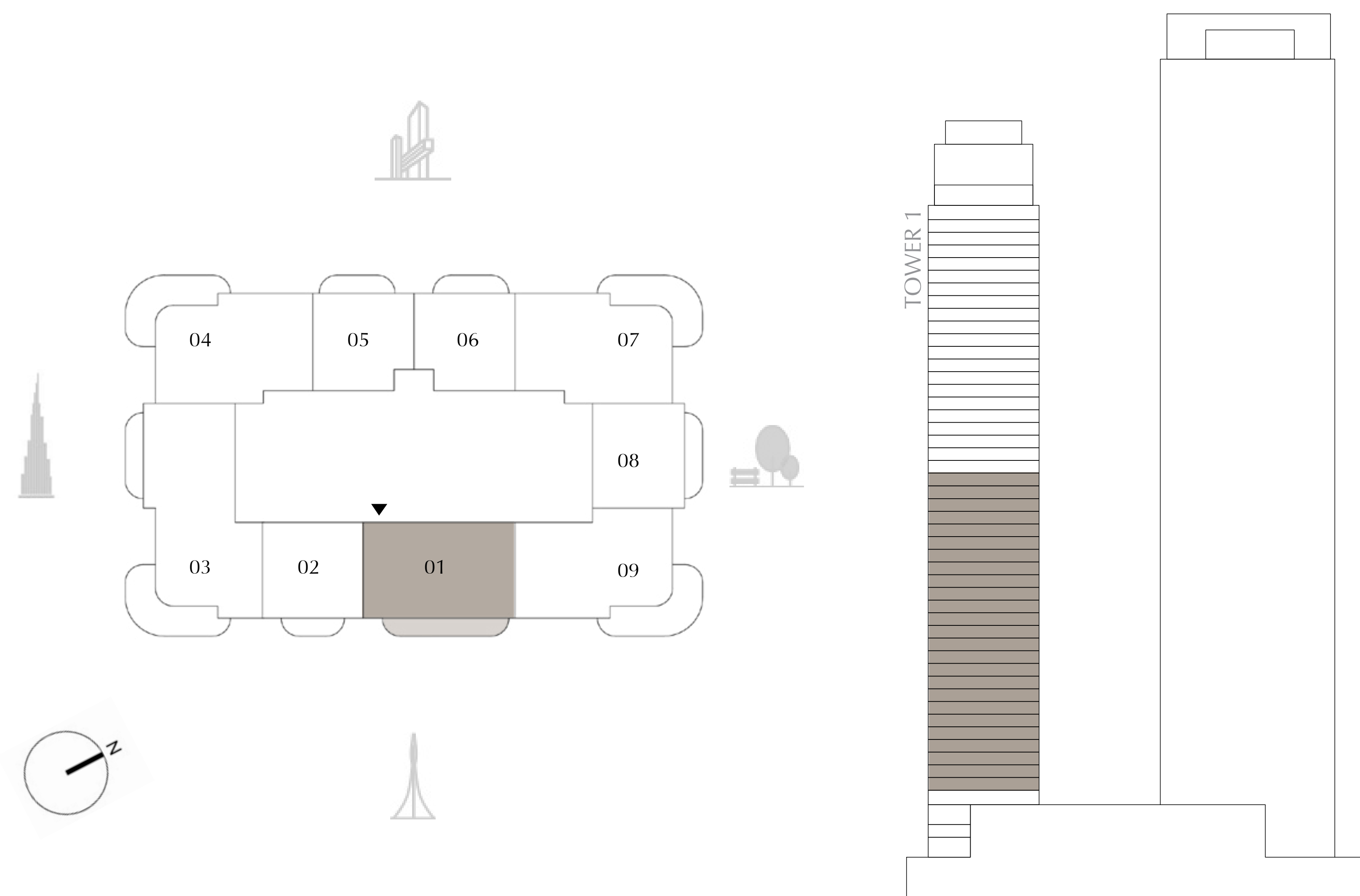
TOWER 1 2 BEDROOM

LEVELS 04 - 28 UNIT 01

SUITE AREA	1,006.21 SQ.FT.	93.48 SQ.M.
BALCONY AREA	164.58 SQ.FT.	15.29 SQ.M.
TOTAL AREA	1,170.79 SQ.FT.	108.77 SQ.M.

KEY PLAN

KEY SECTION



FLOOR PLAN 1. All dimensions are in imperial and metric, and measured from finish to finish excluding construction tolerances. 2. All materials, dimensions, and drawings are approximate only. 3. Information is subject to change without notice, at developer's absolute discretion. 4. Actual area may vary from the stated area. 5. Drawings not to scale. 6. All images used are for illustrative purposes only and do not represent the actual size, features, specifications, fittings, and furnishings. 7. The developer reserves the right to make revisions / alterations, at it's absolute discretion, without any liability whatsoever.



ADDRESS
RESIDENCES
ZABEEL

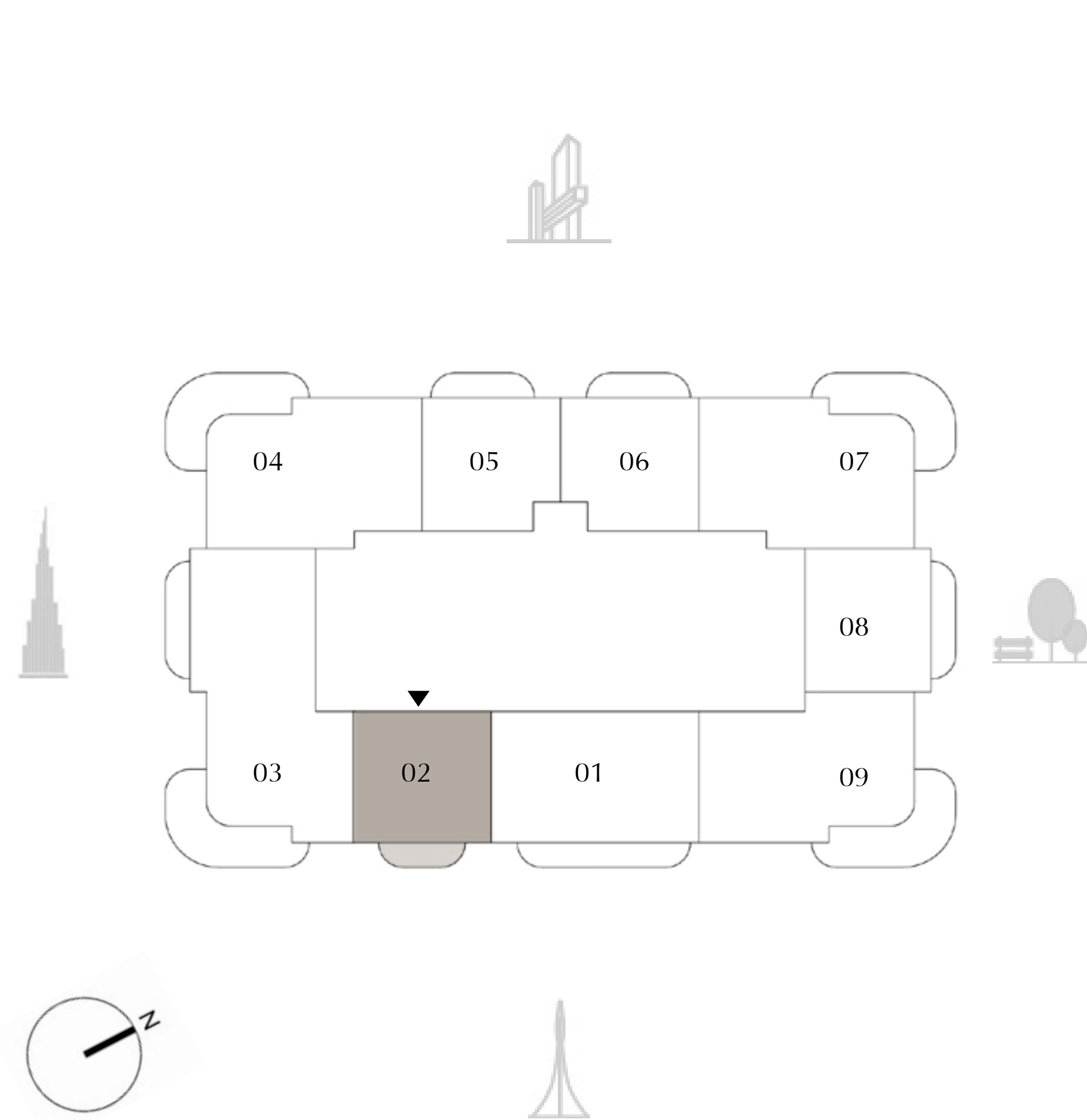
DIFC Views

TOWER 1
1 BEDROOM

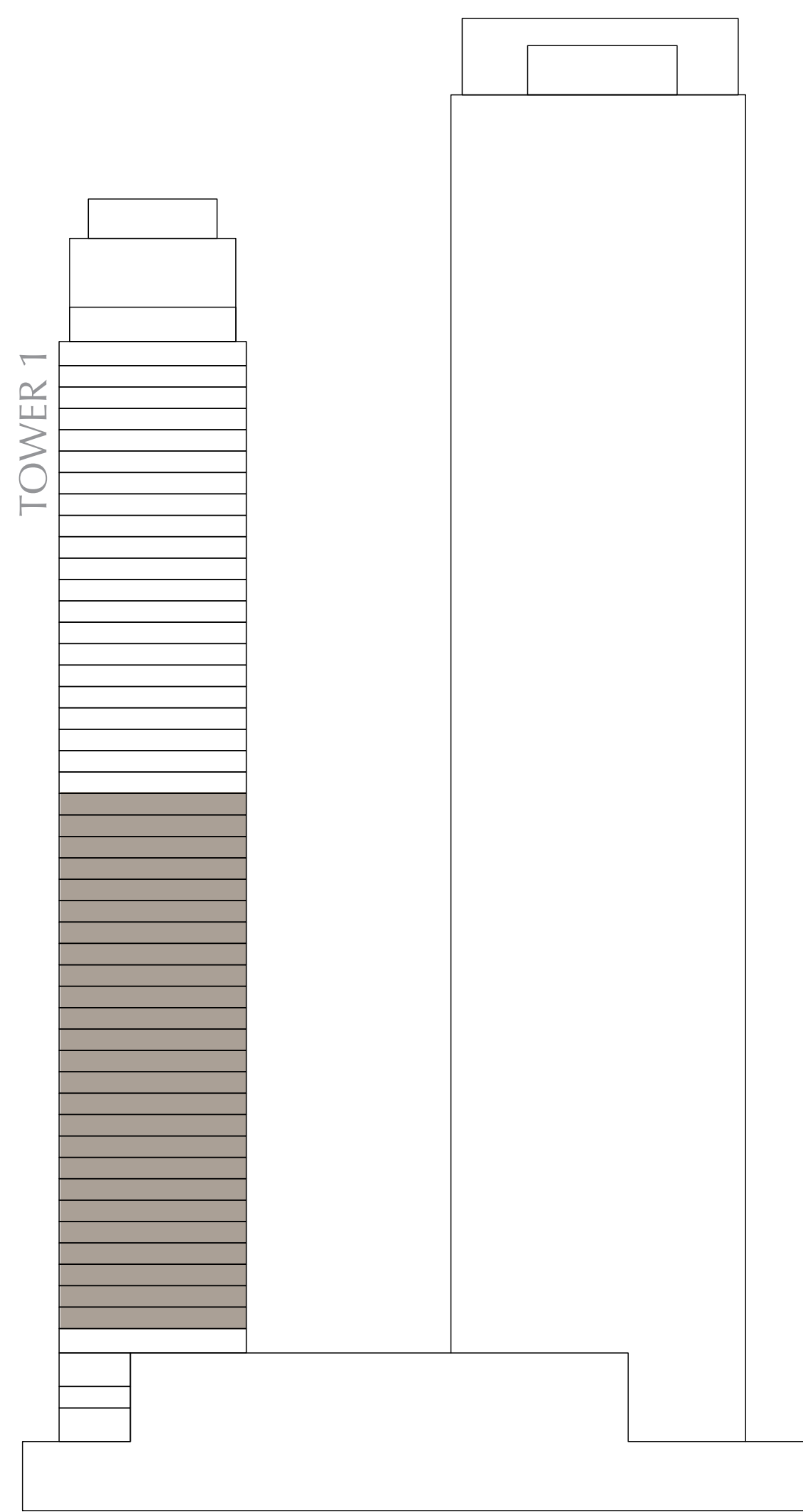
LEVELS 04 - 28 UNIT 02

SUITE AREA	684.80 SQ.FT.	63.62 SQ.M.
BALCONY AREA	77.72 SQ.FT.	7.22 SQ.M.
<hr/>		
TOTAL AREA	762.52 SQ.FT.	70.84 SQ.M.

KEY PLAN



KEY SECTION



FLOOR PLAN 1. All dimensions are in imperial and metric, and measured from finish to finish excluding construction tolerances. 2. All materials, dimensions, and drawings are approximate only. 3. Information is subject to change without notice, at developer's absolute discretion. 4. Actual area may vary from the stated area. 5. Drawings not to scale. 6. All images used are for illustrative purposes only and do not represent the actual size, features, specifications, fittings, and furnishings. 7. The developer reserves the right to make revisions / alterations, at it's absolute discretion, without any liability whatsoever.



ADDRESS
RESIDENCES
ZABEEL

DIFC Views

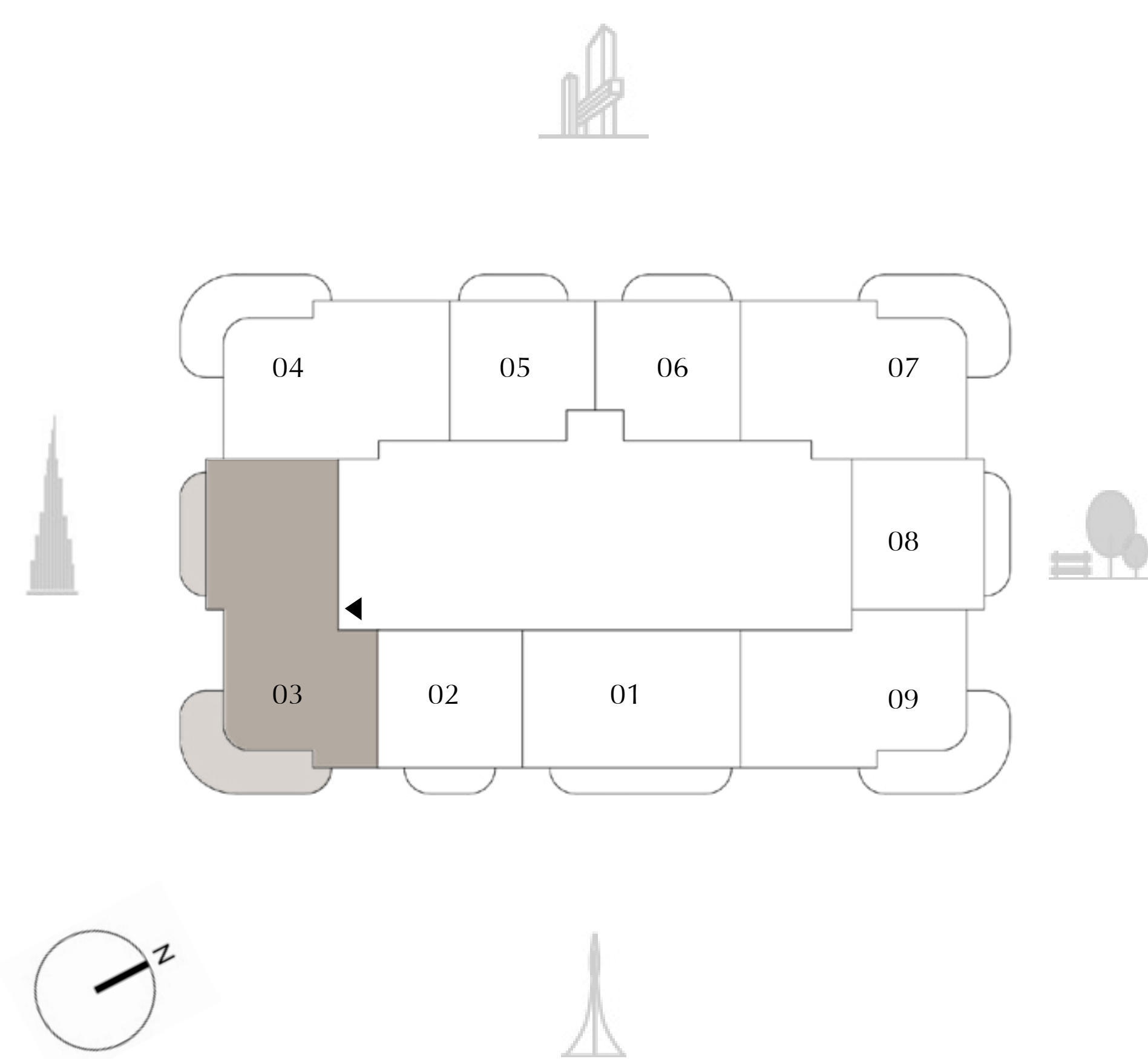
TOWER 1
3 BEDROOM

LEVELS 04 - 28 UNIT 03

SUITE AREA	1,424.50 SQ.FT.	132.34 SQ.M.
BALCONY AREA	401.82 SQ.FT.	37.33 SQ.M.
<hr/>		
TOTAL AREA	1,826.32 SQ.FT.	169.67 SQ.M.

KEY PLAN

KEY SECTION



FLOOR PLAN 1. All dimensions are in imperial and metric, and measured from finish to finish excluding construction tolerances. 2. All materials, dimensions, and drawings are approximate only. 3. Information is subject to change without notice, at developer's absolute discretion. 4. Actual area may vary from the stated area. 5. Drawings not to scale. 6. All images used are for illustrative purposes only and do not represent the actual size, features, specifications, fittings, and furnishings. 7. The developer reserves the right to make revisions / alterations, at it's absolute discretion, without any liability whatsoever.



ADDRESS RESIDENCES ZABEEL

DIFC Views

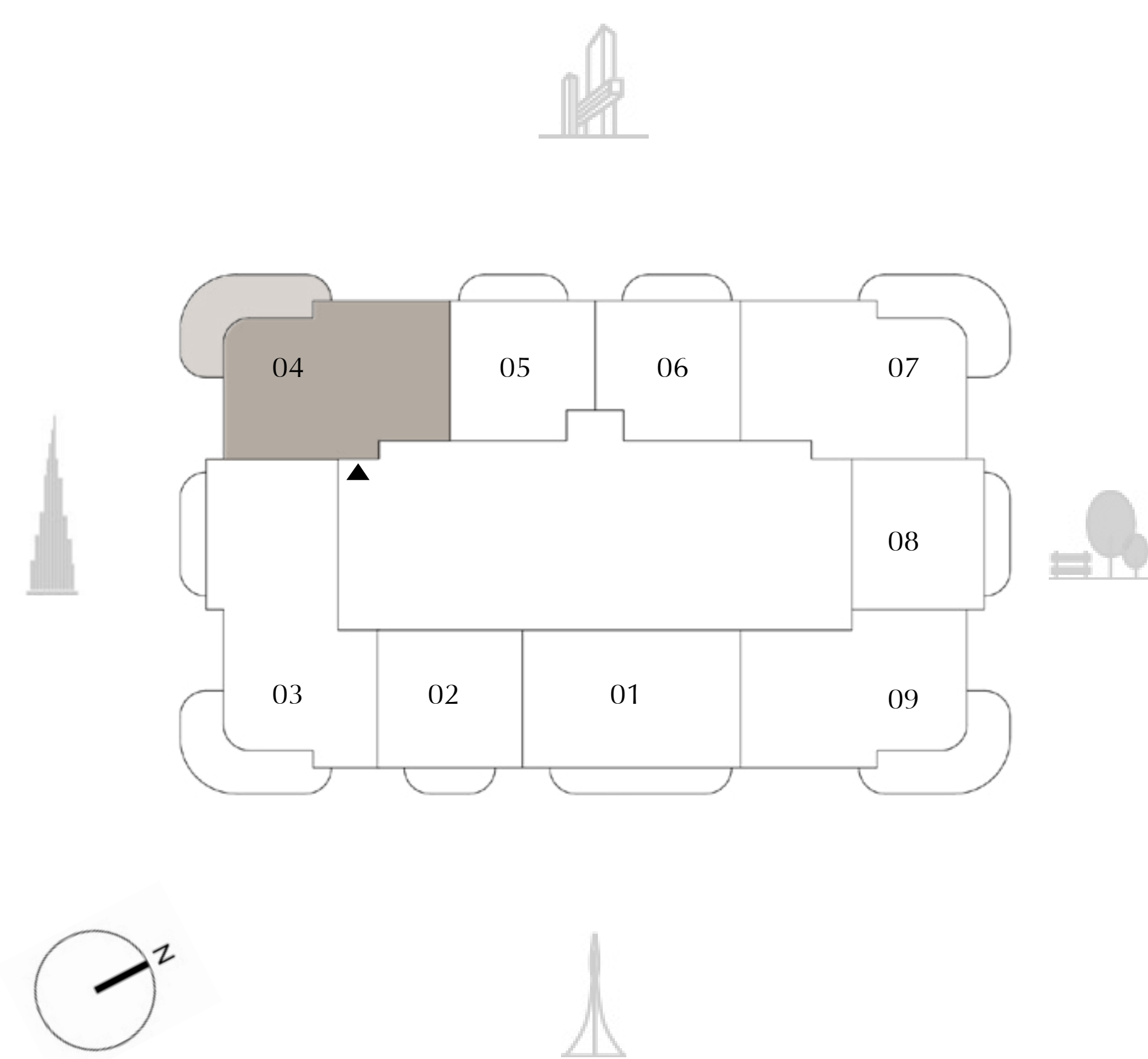
TOWER 1 2 BEDROOM

LEVELS 04 - 28 UNIT 04

SUITE AREA	1,115.57 SQ.FT.	103.64 SQ.M.
BALCONY AREA	293.21 SQ.FT.	27.24 SQ.M.
<hr/>		
TOTAL AREA	1,408.78 SQ.FT.	130.88 SQ.M.

KEY PLAN

KEY SECTION



FLOOR PLAN 1. All dimensions are in imperial and metric, and measured from finish to finish excluding construction tolerances. 2. All materials, dimensions, and drawings are approximate only. 3. Information is subject to change without notice, at developer's absolute discretion. 4. Actual area may vary from the stated area. 5. Drawings not to scale. 6. All images used are for illustrative purposes only and do not represent the actual size, features, specifications, fittings, and furnishings. 7. The developer reserves the right to make revisions / alterations, at it's absolute discretion, without any liability whatsoever.



ADDRESS
RESIDENCES
ZABEEL

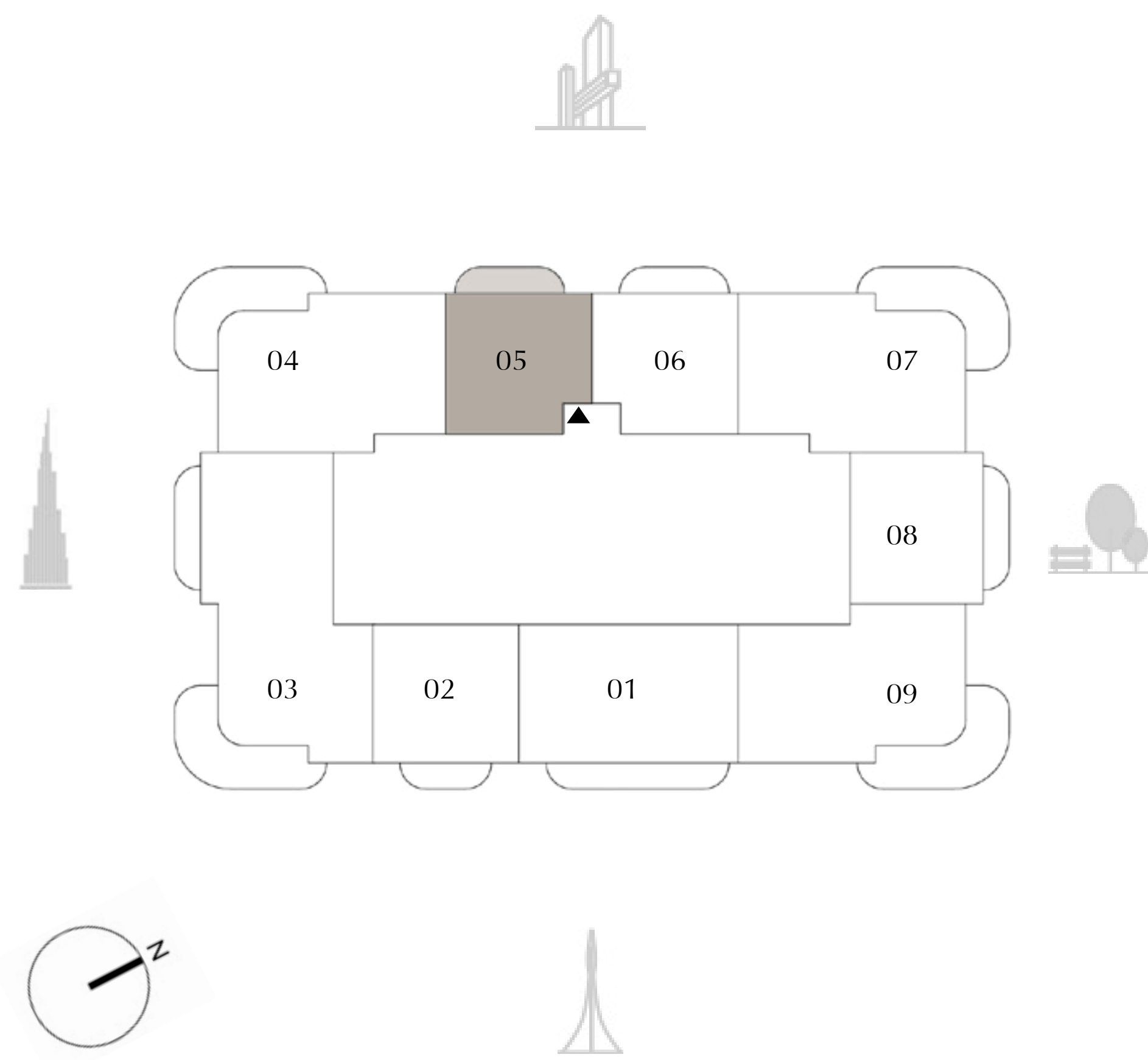
DIFC Views

TOWER 1
1 BEDROOM

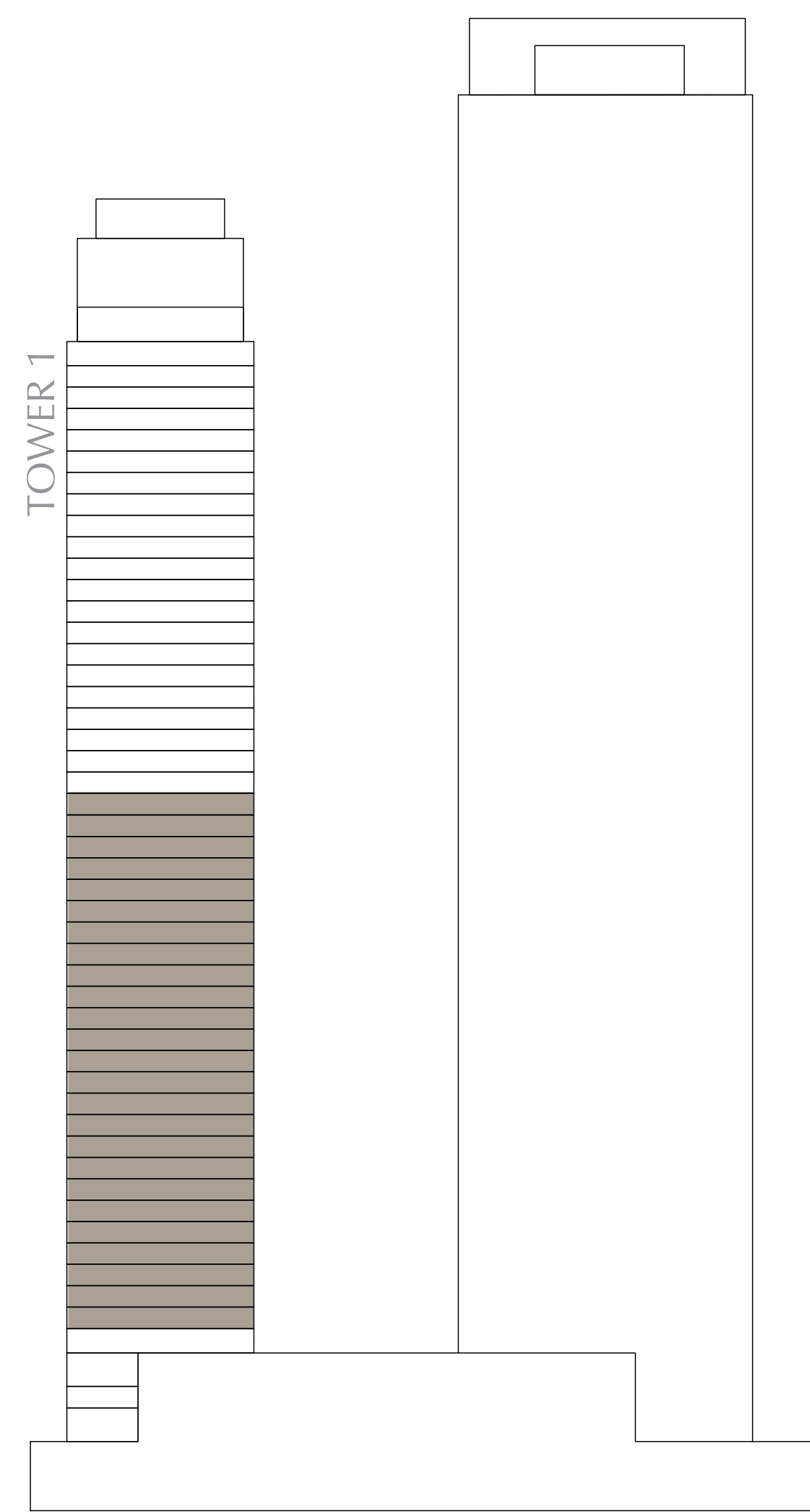
LEVELS 04 - 28 UNIT 05

SUITE AREA	644.54 SQ.FT.	59.88 SQ.M.
BALCONY AREA	94.83 SQ.FT.	8.81 SQ.M.
TOTAL AREA	739.37 SQ.FT.	68.69 SQ.M.

KEY PLAN



KEY SECTION





ADDRESS RESIDENCES ZABEEL

DIFC Views


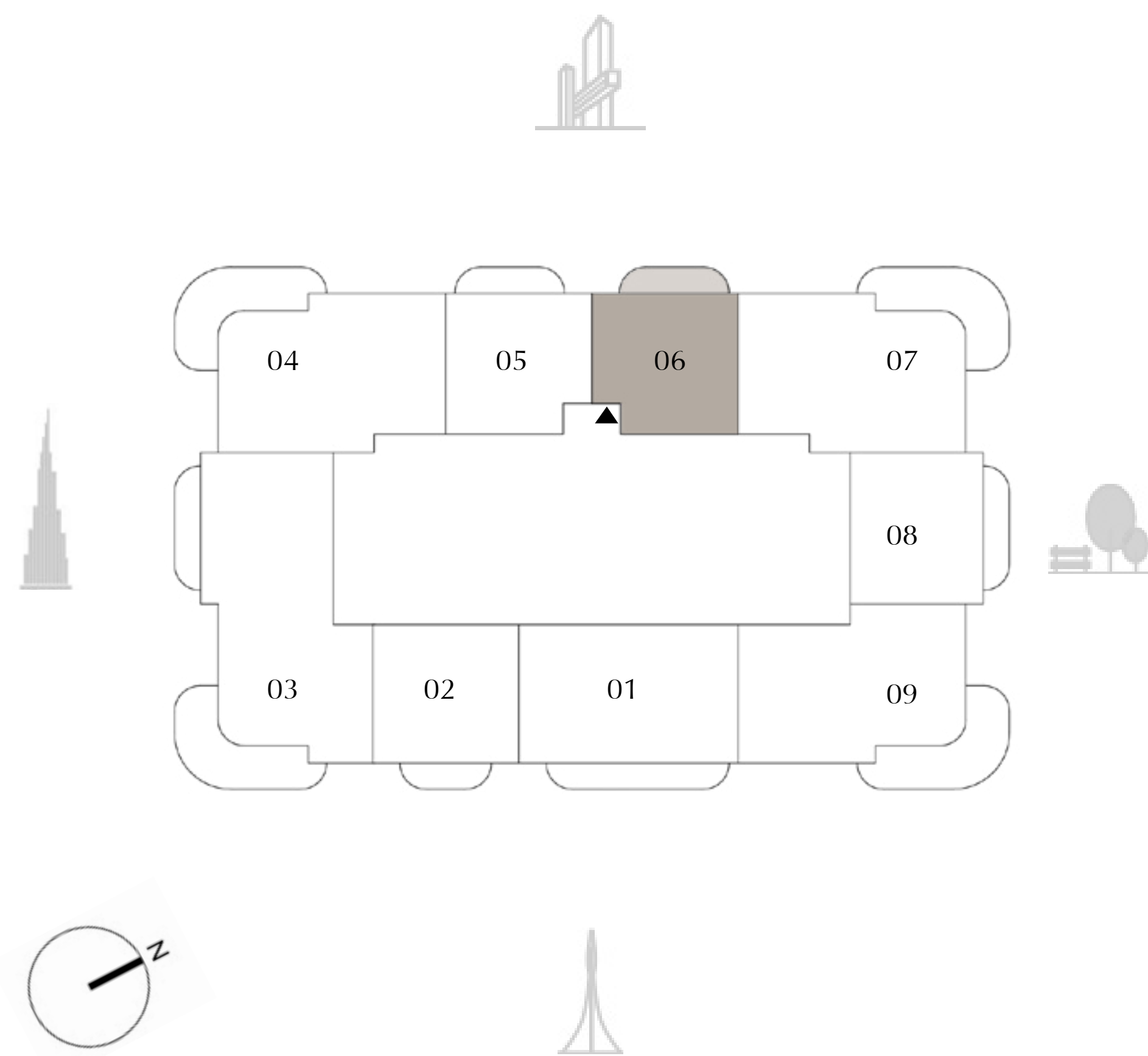
TOWER 1 1 BEDROOM

LEVELS 04 - 28 UNIT 06

SUITE AREA	644.54 SQ.FT.	59.88 SQ.M.
BALCONY AREA	94.83 SQ.FT.	8.81 SQ.M.
TOTAL AREA	739.37 SQ.FT.	68.69 SQ.M.

KEY PLAN

KEY SECTION



FLOOR PLAN 1. All dimensions are in imperial and metric, and measured from finish to finish excluding construction tolerances. 2. All materials, dimensions, and drawings are approximate only. 3. Information is subject to change without notice, at developer's absolute discretion. 4. Actual area may vary from the stated area. 5. Drawings not to scale. 6. All images used are for illustrative purposes only and do not represent the actual size, features, specifications, fittings, and furnishings. 7. The developer reserves the right to make revisions / alterations, at it's absolute discretion, without any liability whatsoever.



ADDRESS RESIDENCES ZABEEL

DIFC Views

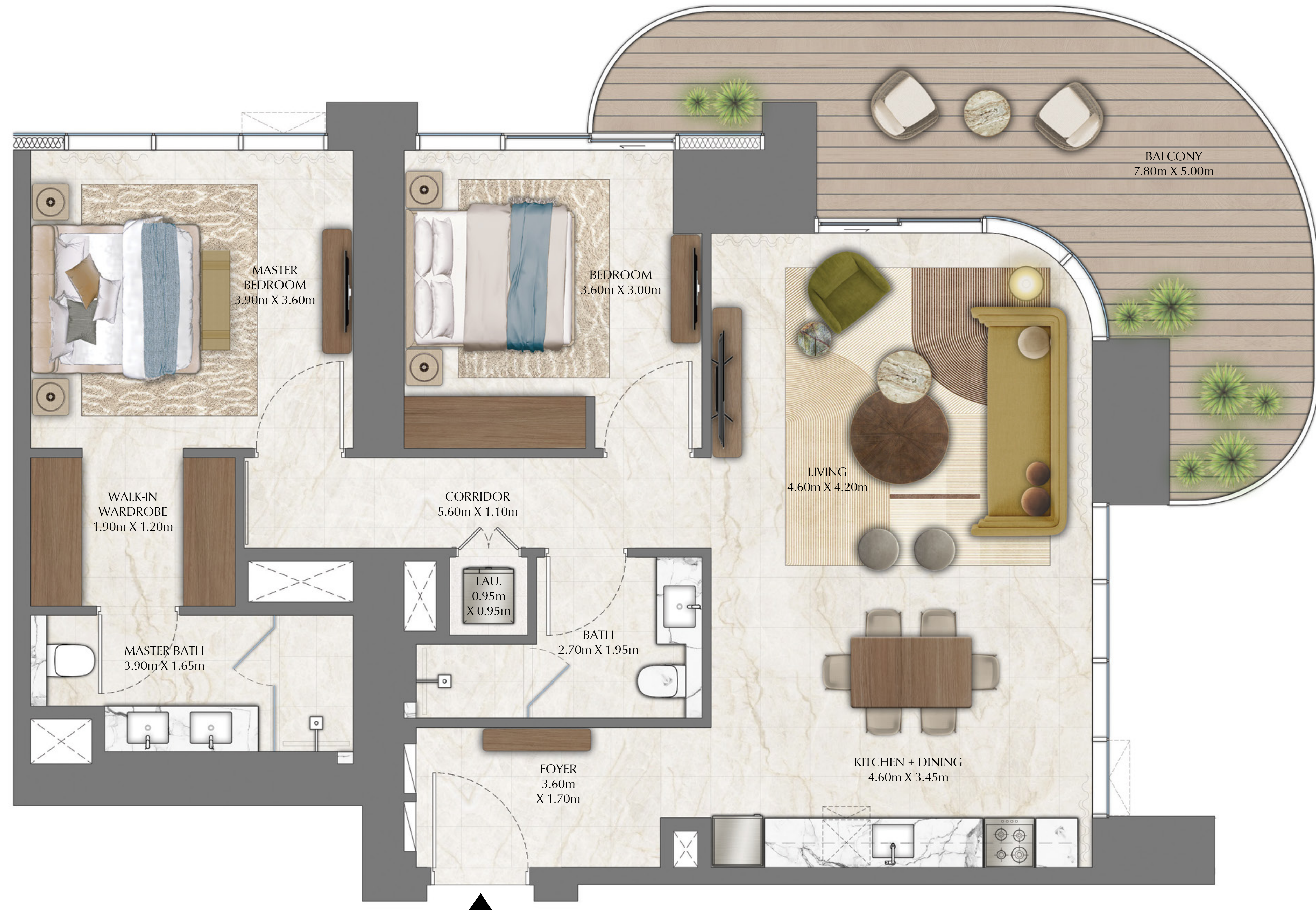
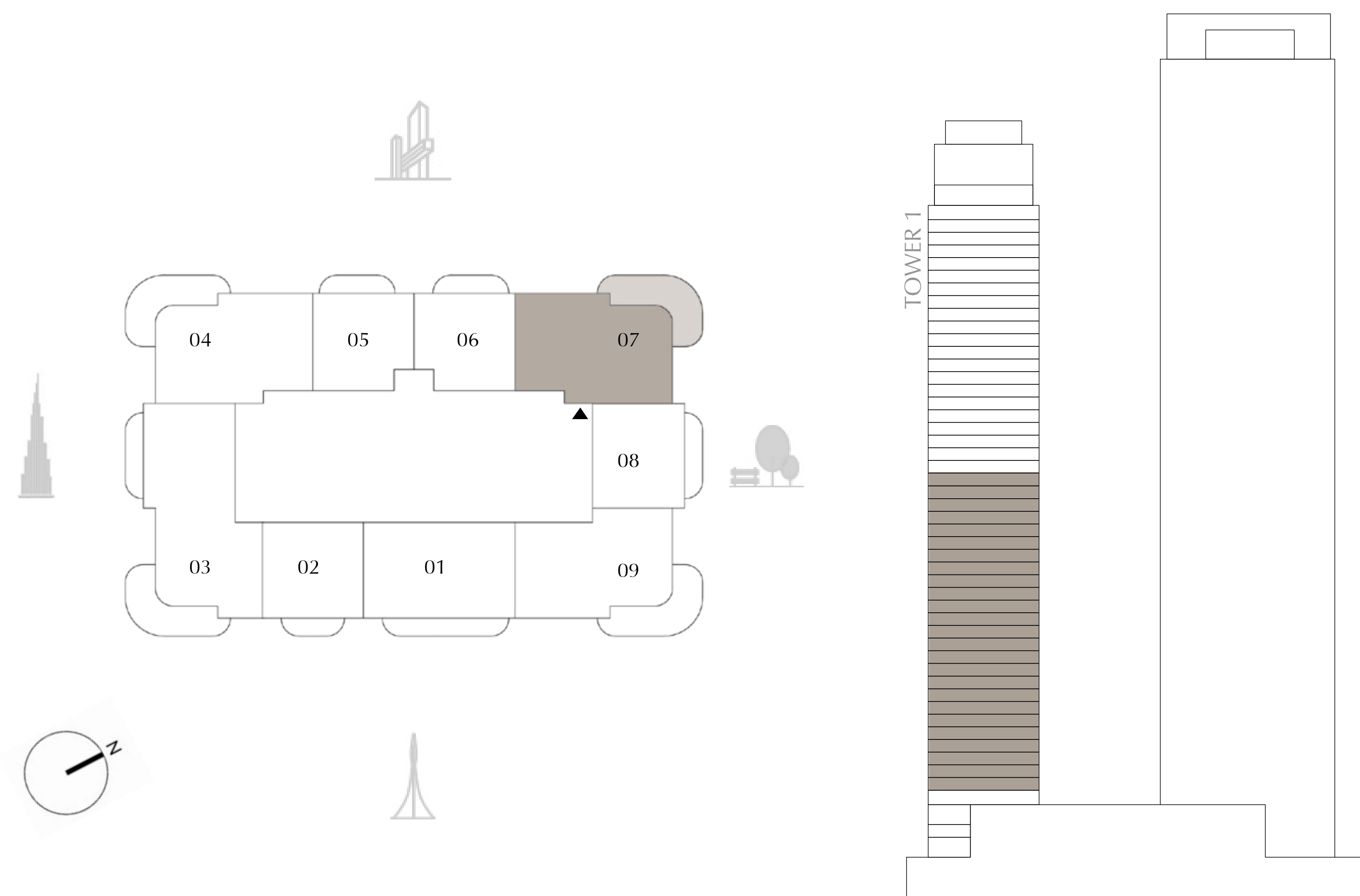
TOWER 1 2 BEDROOM

LEVELS 04 - 28 UNIT 07

SUITE AREA	1,116.22 SQ.FT.	103.70 SQ.M.
BALCONY AREA	293.21 SQ.FT.	27.24 SQ.M.
TOTAL AREA	1,409.43 SQ.FT.	130.94 SQ.M.

KEY PLAN

KEY SECTION



FLOOR PLAN 1. All dimensions are in imperial and metric, and measured from finish to finish excluding construction tolerances. 2. All materials, dimensions, and drawings are approximate only. 3. Information is subject to change without notice, at developer's absolute discretion. 4. Actual area may vary from the stated area. 5. Drawings not to scale. 6. All images used are for illustrative purposes only and do not represent the actual size, features, specifications, fittings, and furnishings. 7. The developer reserves the right to make revisions / alterations, at it's absolute discretion, without any liability whatsoever.



ADDRESS RESIDENCES ZABEEL

DIFC Views

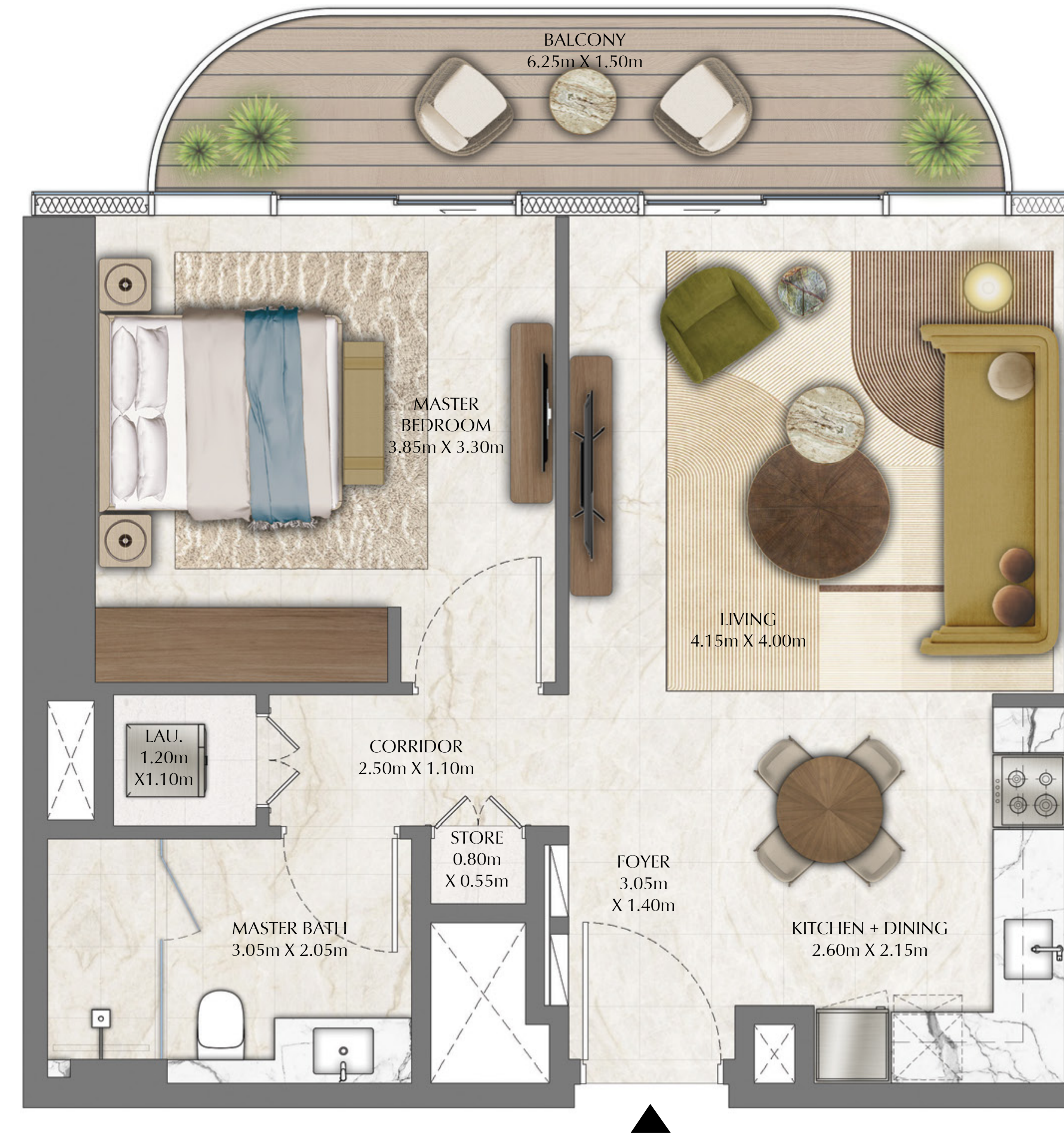
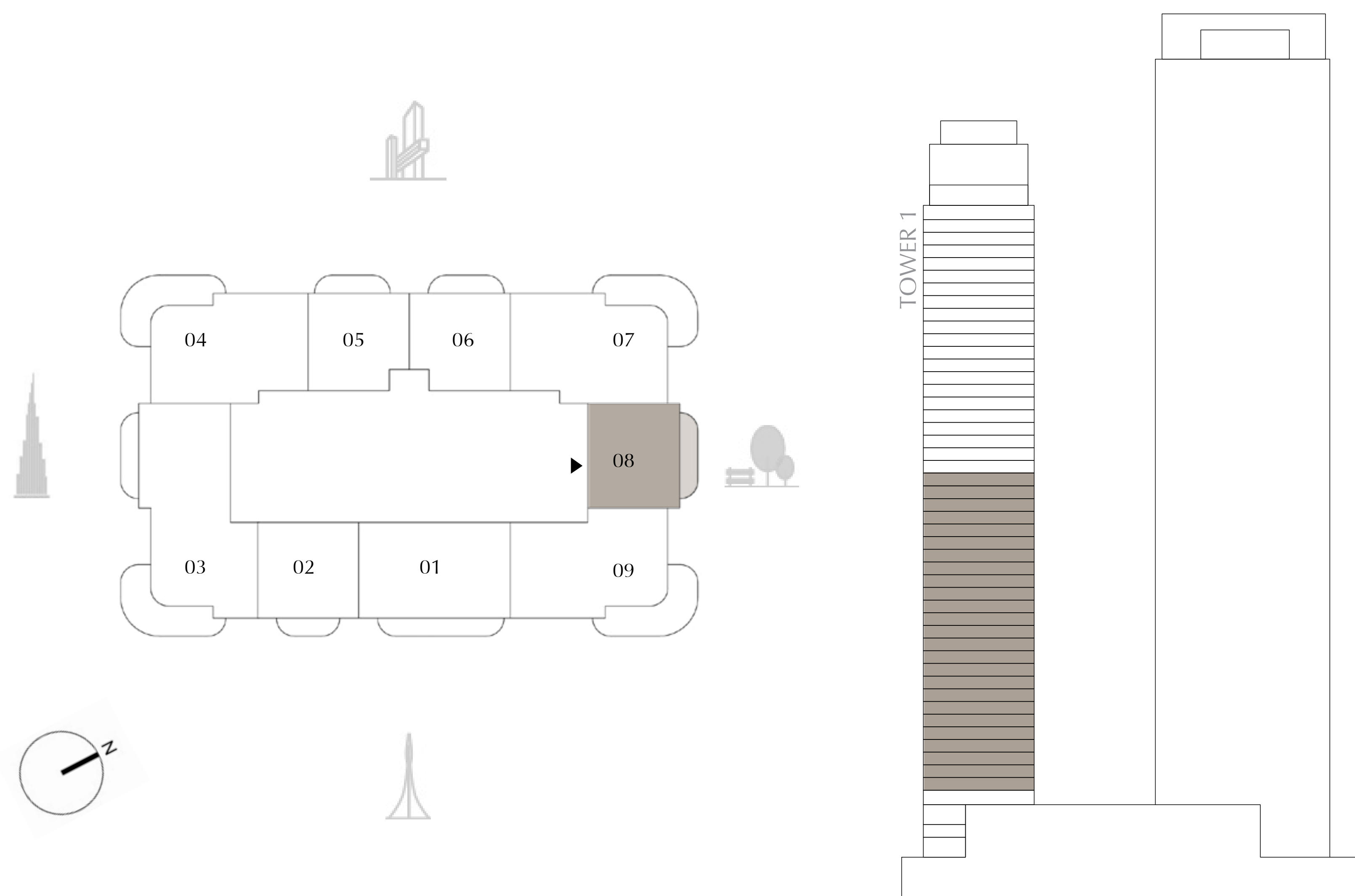
TOWER 1 1 BEDROOM

LEVELS 04 - 28 UNIT 08

SUITE AREA	671.88 SQ.FT.	62.42 SQ.M.
BALCONY AREA	108.50 SQ.FT.	10.08 SQ.M.
<hr/>		
TOTAL AREA	780.38 SQ.FT.	72.50 SQ.M.

KEY PLAN

KEY SECTION



FLOOR PLAN 1. All dimensions are in imperial and metric, and measured from finish to finish excluding construction tolerances. 2. All materials, dimensions, and drawings are approximate only. 3. Information is subject to change without notice, at developer's absolute discretion. 4. Actual area may vary from the stated area. 5. Drawings not to scale. 6. All images used are for illustrative purposes only and do not represent the actual size, features, specifications, fittings, and furnishings. 7. The developer reserves the right to make revisions / alterations, at it's absolute discretion, without any liability whatsoever.



ADDRESS
RESIDENCES
ZABEEL

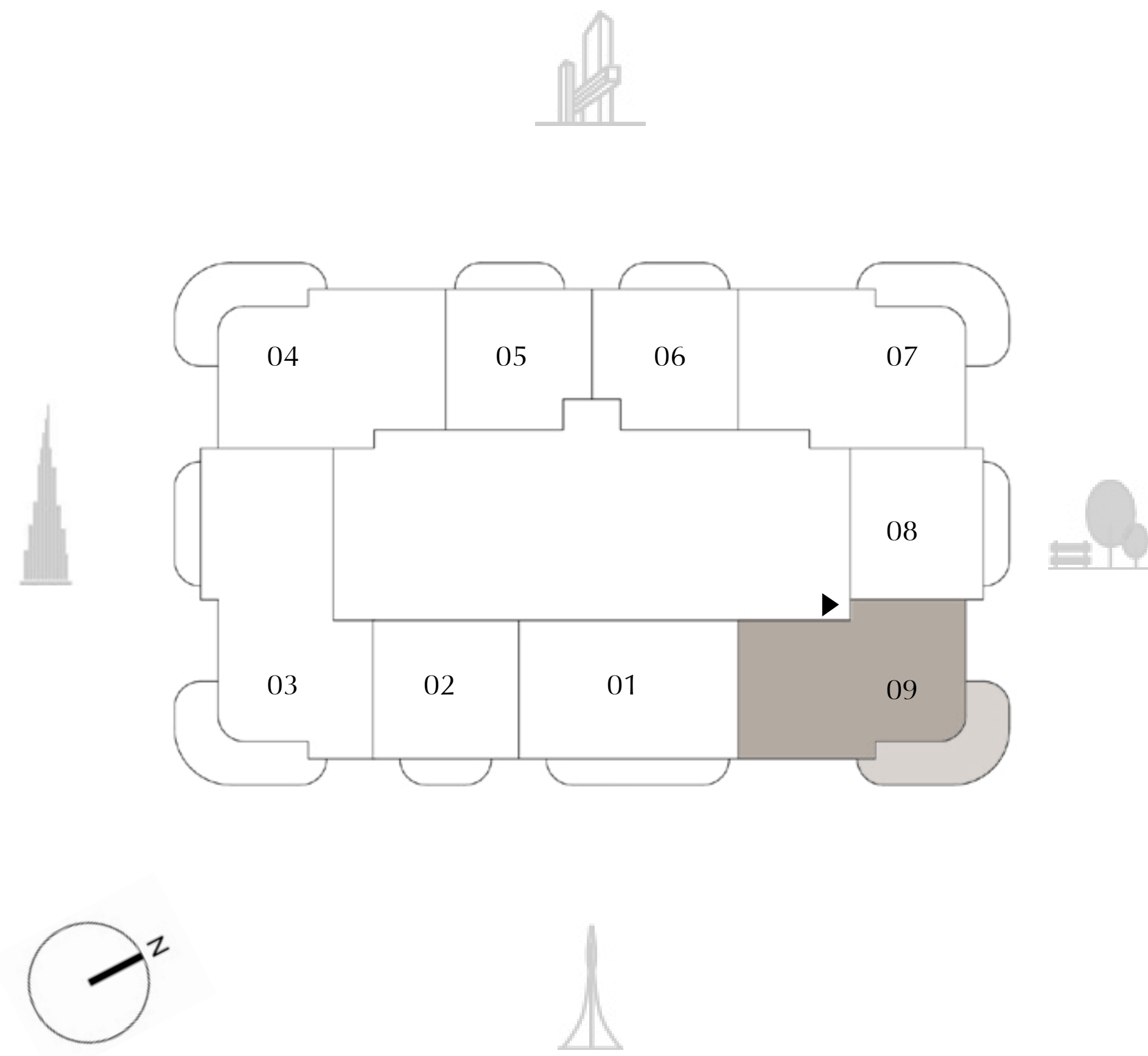
DIFC Views

TOWER 1
2 BEDROOM

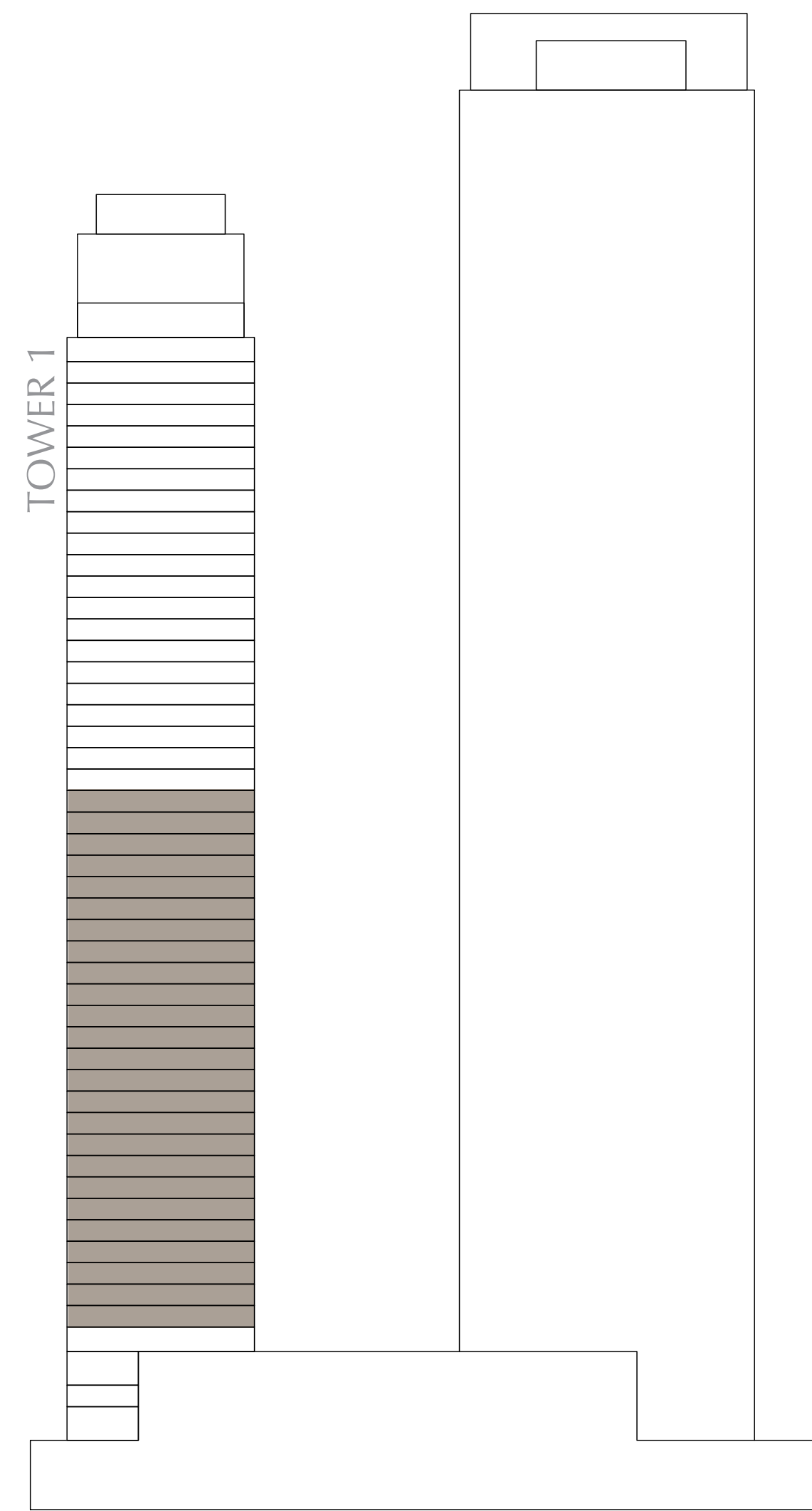
LEVELS 04 - 28 UNIT 09

SUITE AREA	1,096.41 SQ.FT.	101.86 SQ.M.
BALCONY AREA	293.21 SQ.FT.	27.24 SQ.M.
<hr/>		
TOTAL AREA	1,389.62 SQ.FT.	129.10 SQ.M.

KEY PLAN



KEY SECTION



FLOOR PLAN 1. All dimensions are in imperial and metric, and measured from finish to finish excluding construction tolerances. 2. All materials, dimensions, and drawings are approximate only. 3. Information is subject to change without notice, at developer's absolute discretion. 4. Actual area may vary from the stated area. 5. Drawings not to scale. 6. All images used are for illustrative purposes only and do not represent the actual size, features, specifications, fittings, and furnishings. 7. The developer reserves the right to make revisions / alterations, at it's absolute discretion, without any liability whatsoever.



ADDRESS
RESIDENCES
ZABEEL

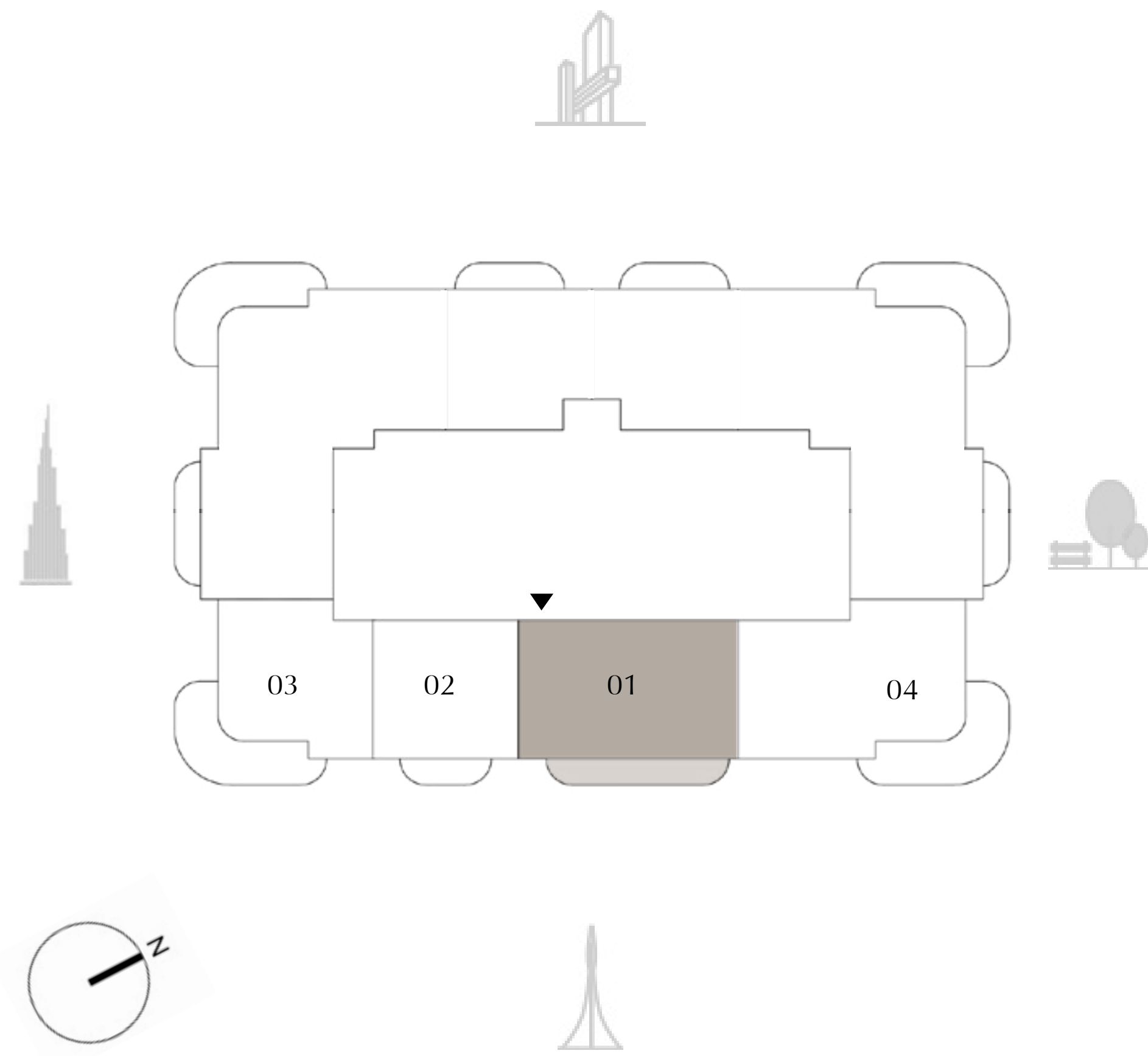
DIFC Views

TOWER 1
2 BEDROOM

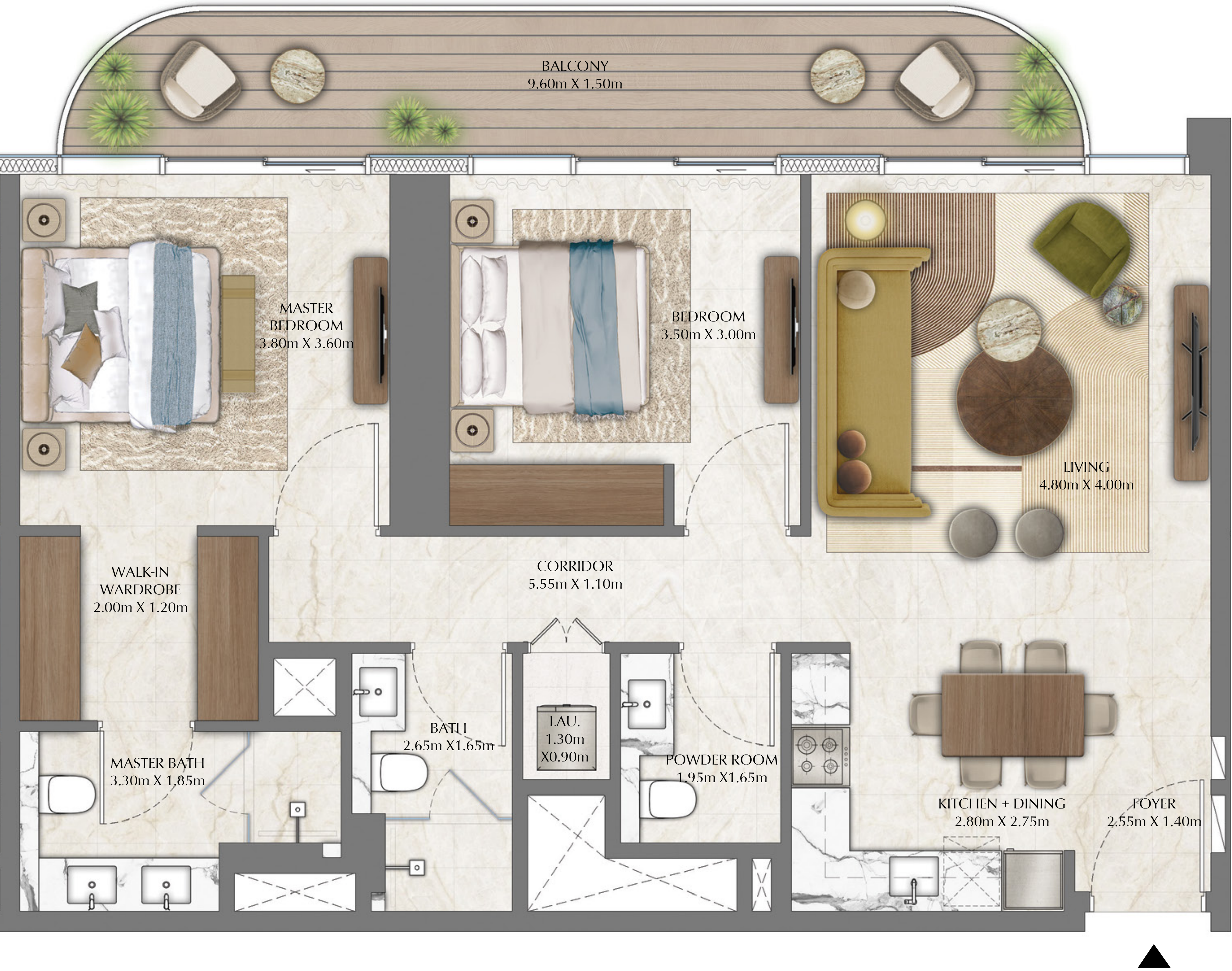

LEVEL 29 UNIT 01

SUITE AREA	1,008.90 SQ.FT.	93.73 SQ.M.
BALCONY AREA	164.47 SQ.FT.	15.28 SQ.M.
TOTAL AREA	1,173.37 SQ.FT.	109.01 SQ.M.

KEY PLAN



KEY SECTION



FLOOR PLAN 1. All dimensions are in imperial and metric, and measured from finish to finish excluding construction tolerances. 2. All materials, dimensions, and drawings are approximate only. 3. Information is subject to change without notice, at developer's absolute discretion. 4. Actual area may vary from the stated area. 5. Drawings not to scale. 6. All images used are for illustrative purposes only and do not represent the actual size, features, specifications, fittings, and furnishings. 7. The developer reserves the right to make revisions / alterations, at it's absolute discretion, without any liability whatsoever.



ADDRESS
RESIDENCES
ZABEEL

DIFC Views

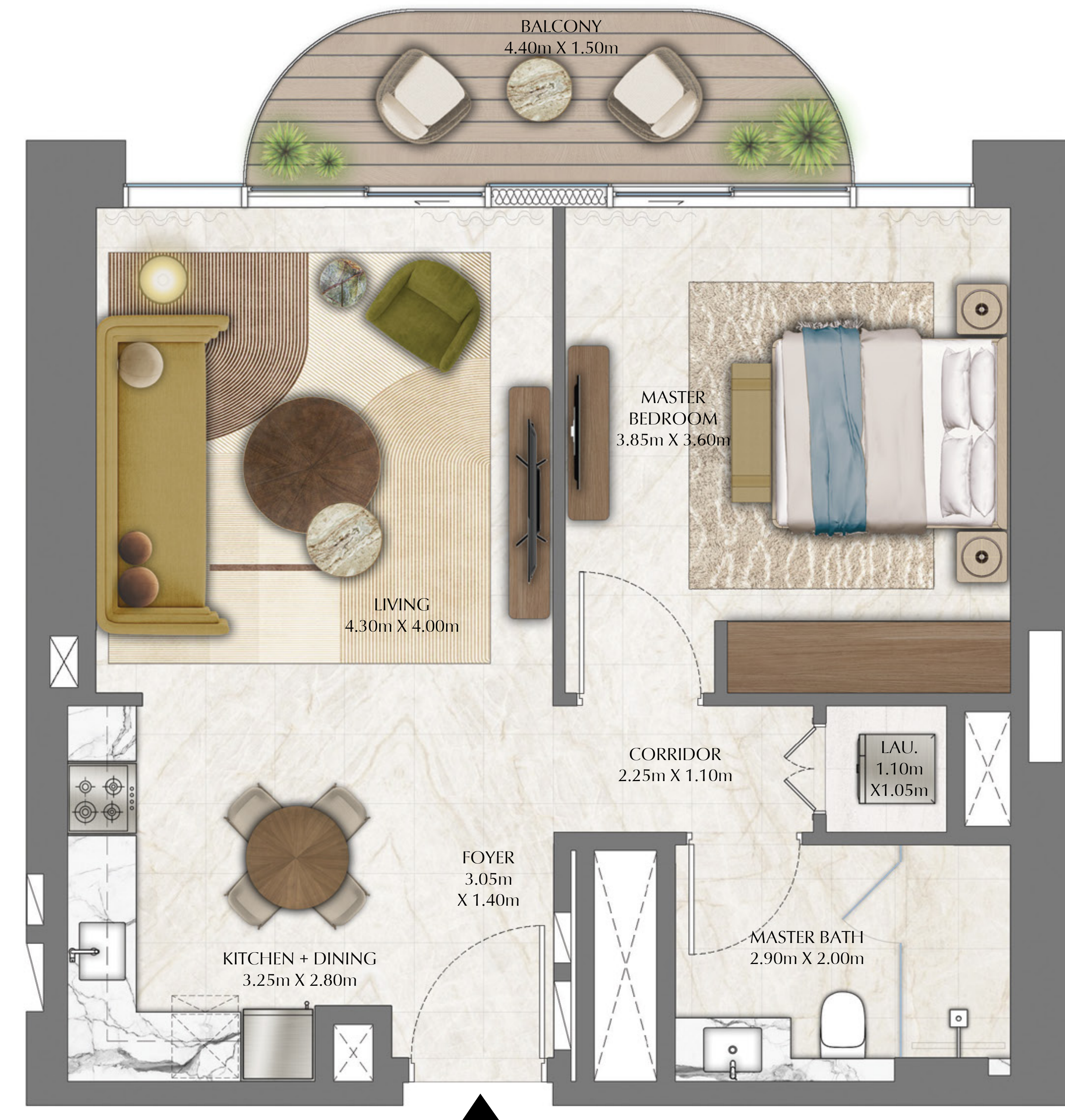
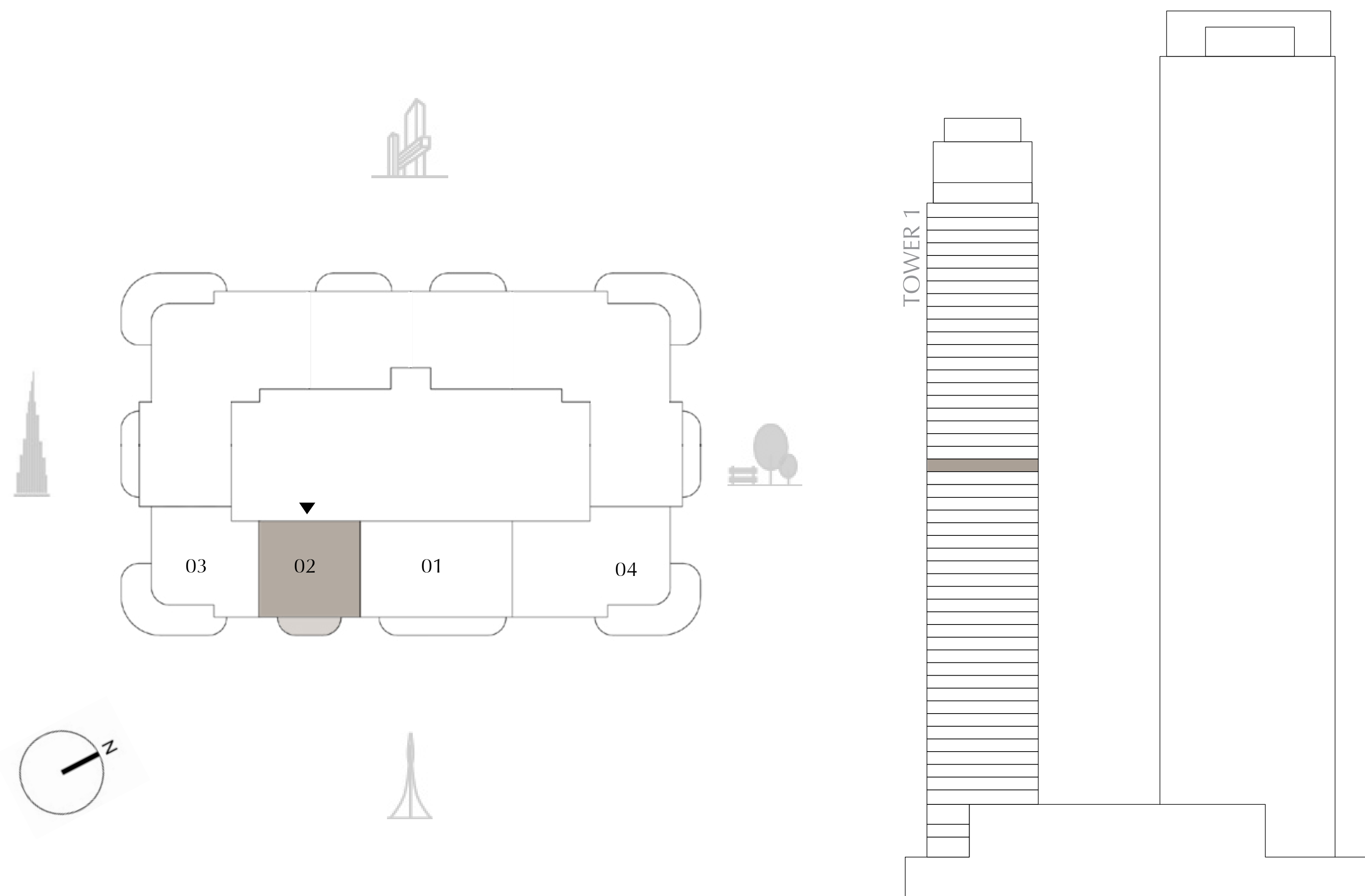
TOWER 1
1 BEDROOM

LEVEL 29 UNIT 02

SUITE AREA	687.28 SQ.FT.	63.85 SQ.M.
BALCONY AREA	77.72 SQ.FT.	7.22 SQ.M.
<hr/>		
TOTAL AREA	765.00 SQ.FT.	71.07 SQ.M.

KEY PLAN

KEY SECTION



FLOOR PLAN 1. All dimensions are in imperial and metric, and measured from finish to finish excluding construction tolerances. 2. All materials, dimensions, and drawings are approximate only. 3. Information is subject to change without notice, at developer's absolute discretion. 4. Actual area may vary from the stated area. 5. Drawings not to scale. 6. All images used are for illustrative purposes only and do not represent the actual size, features, specifications, fittings, and furnishings. 7. The developer reserves the right to make revisions / alterations, at it's absolute discretion, without any liability whatsoever.



ADDRESS
RESIDENCES
ZABEEL

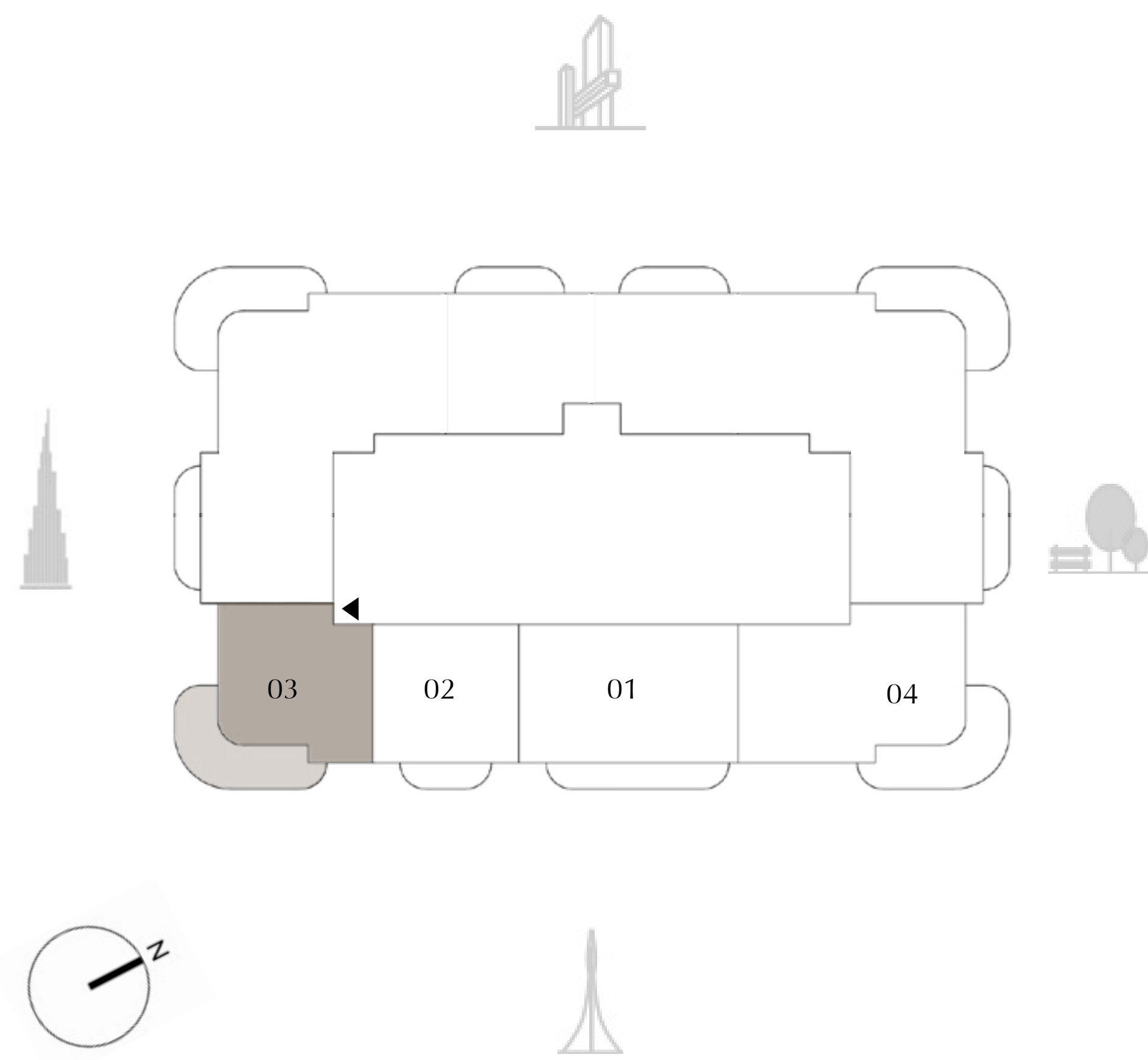
DIFC Views

TOWER 1
1 BEDROOM


LEVEL 29 UNIT 03

SUITE AREA	766.39 SQ.FT.	71.20 SQ.M.
BALCONY AREA	293.21 SQ.FT.	27.24 SQ.M.
<hr/>		
TOTAL AREA	1,059.60 SQ.FT.	98.44 SQ.M.

KEY PLAN



KEY SECTION



FLOOR PLAN 1. All dimensions are in imperial and metric, and measured from finish to finish excluding construction tolerances. 2. All materials, dimensions, and drawings are approximate only. 3. Information is subject to change without notice, at developer's absolute discretion. 4. Actual area may vary from the stated area. 5. Drawings not to scale. 6. All images used are for illustrative purposes only and do not represent the actual size, features, specifications, fittings, and furnishings. 7. The developer reserves the right to make revisions / alterations, at it's absolute discretion, without any liability whatsoever.



ADDRESS
RESIDENCES
ZABEEL

DIFC Views


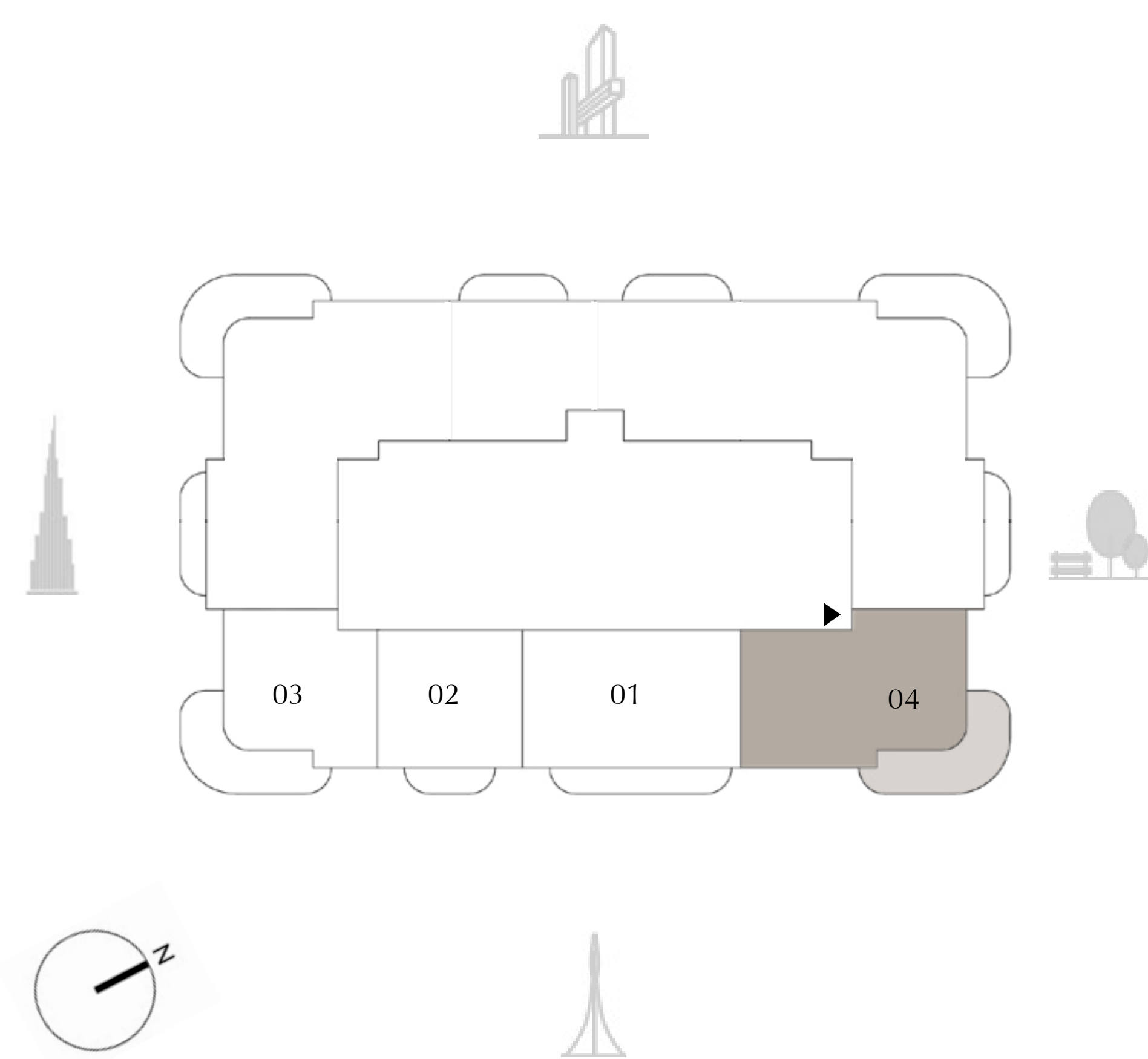
TOWER 1
2 BEDROOM

LEVEL 29 UNIT 04

SUITE AREA	1,098.13 SQ.FT.	102.02 SQ.M.
BALCONY AREA	293.21 SQ.FT.	27.24 SQ.M.
<hr/>		
TOTAL AREA	1,391.34 SQ.FT.	129.26 SQ.M.

KEY PLAN

KEY SECTION



FLOOR PLAN 1. All dimensions are in imperial and metric, and measured from finish to finish excluding construction tolerances. 2. All materials, dimensions, and drawings are approximate only. 3. Information is subject to change without notice, at developer's absolute discretion. 4. Actual area may vary from the stated area. 5. Drawings not to scale. 6. All images used are for illustrative purposes only and do not represent the actual size, features, specifications, fittings, and furnishings. 7. The developer reserves the right to make revisions / alterations, at it's absolute discretion, without any liability whatsoever.



ADDRESS
RESIDENCES
ZABEEL

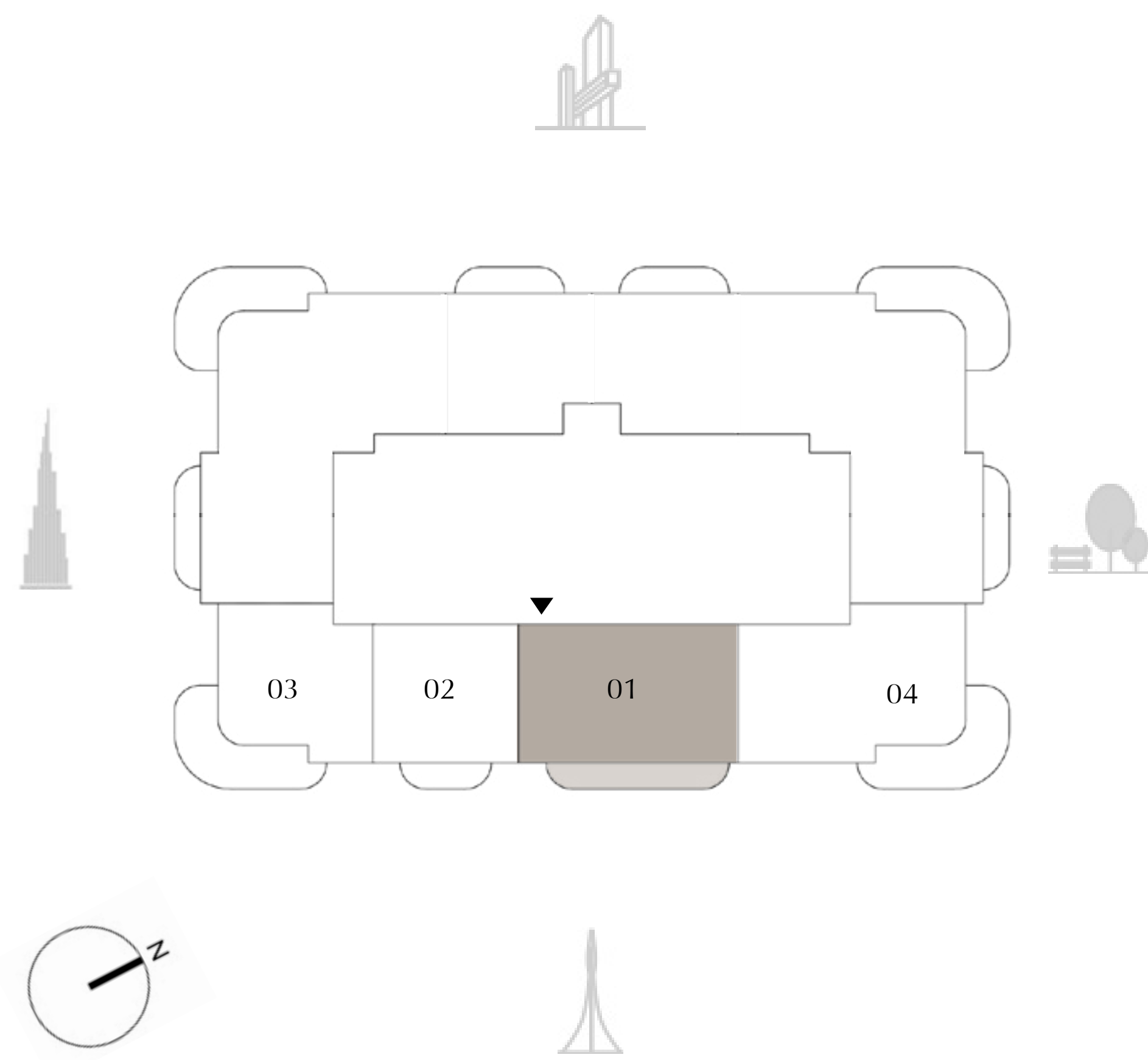
DIFC Views

TOWER 1
2 BEDROOM

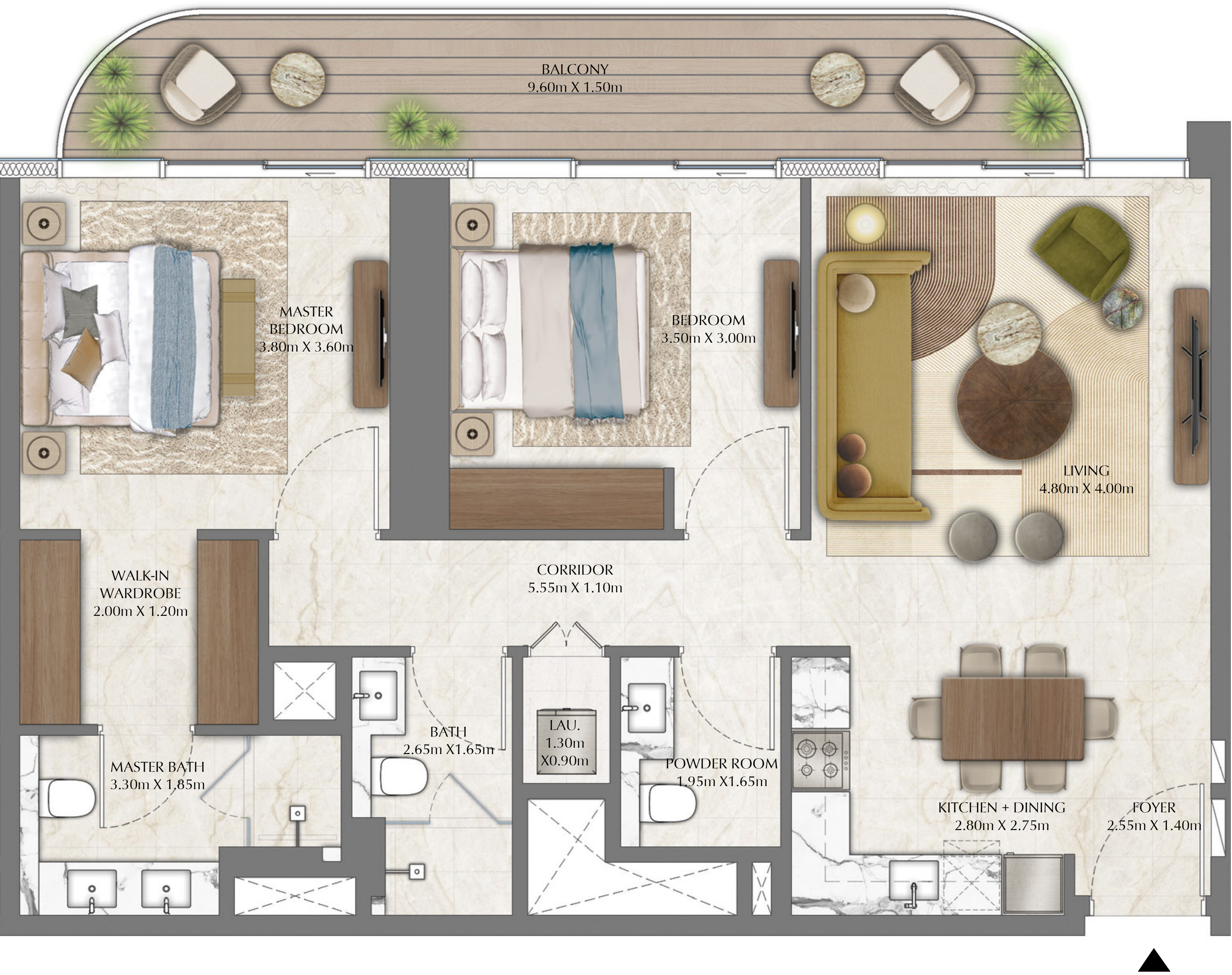

LEVEL 30 UNIT 01

SUITE AREA	1002.77 SQ.FT.	93.16 SQ.M.
BALCONY AREA	170.18 SQ.FT.	15.81 SQ.M.
<hr/>		
TOTAL AREA	1,172.95 SQ.FT.	108.97 SQ.M.

KEY PLAN



KEY SECTION



FLOOR PLAN 1. All dimensions are in imperial and metric, and measured from finish to finish excluding construction tolerances. 2. All materials, dimensions, and drawings are approximate only. 3. Information is subject to change without notice, at developer's absolute discretion. 4. Actual area may vary from the stated area. 5. Drawings not to scale. 6. All images used are for illustrative purposes only and do not represent the actual size, features, specifications, fittings, and furnishings. 7. The developer reserves the right to make revisions / alterations, at it's absolute discretion, without any liability whatsoever.



ADDRESS
RESIDENCES
ZABEEL

DIFC Views


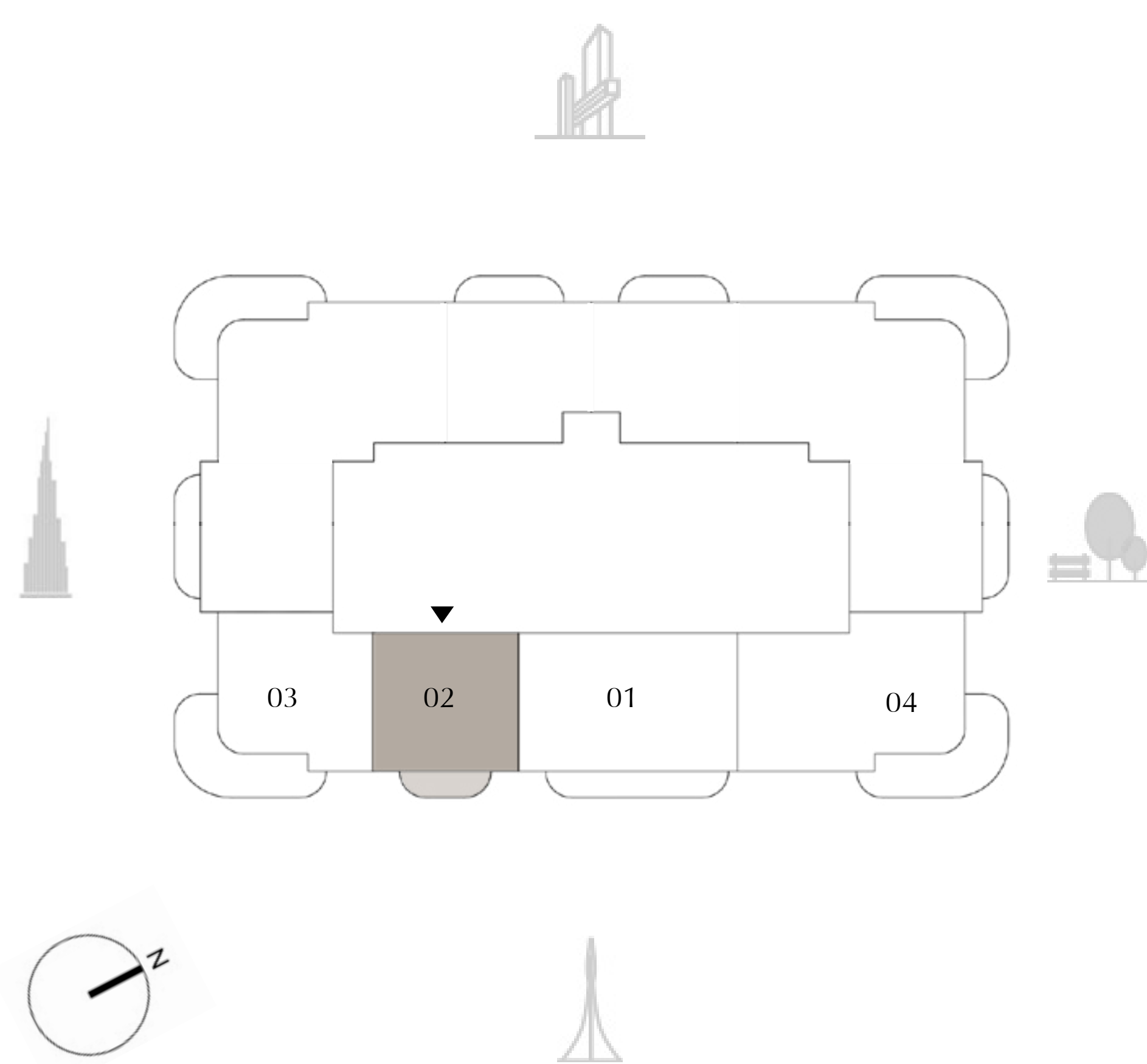
TOWER 1
1 BEDROOM

LEVEL 30 UNIT 02

SUITE AREA	682.54 SQ.FT.	63.41 SQ.M.
BALCONY AREA	81.38 SQ.FT.	7.56 SQ.M.
<hr/>		
TOTAL AREA	763.92 SQ.FT.	70.97 SQ.M.

KEY PLAN

KEY SECTION



FLOOR PLAN 1. All dimensions are in imperial and metric, and measured from finish to finish excluding construction tolerances. 2. All materials, dimensions, and drawings are approximate only. 3. Information is subject to change without notice, at developer's absolute discretion. 4. Actual area may vary from the stated area. 5. Drawings not to scale. 6. All images used are for illustrative purposes only and do not represent the actual size, features, specifications, fittings, and furnishings. 7. The developer reserves the right to make revisions / alterations, at it's absolute discretion, without any liability whatsoever.



ADDRESS
RESIDENCES
ZABEEL

DIFC Views

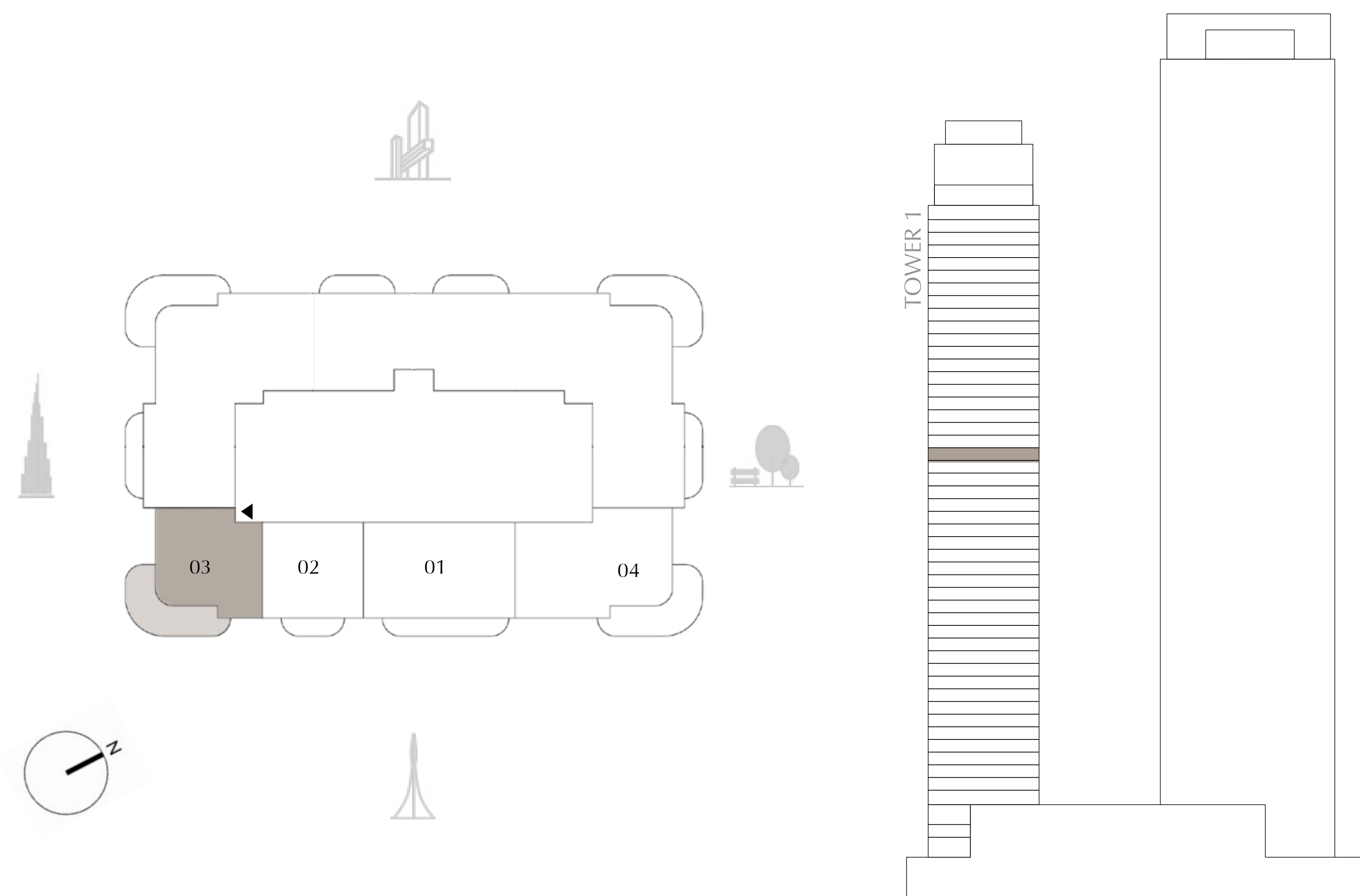
TOWER 1
1 BEDROOM

LEVEL 30 UNIT 03

SUITE AREA	764.13 SQ.FT.	70.99 SQ.M.
BALCONY AREA	295.15 SQ.FT.	27.42 SQ.M.
<hr/>		
TOTAL AREA	1,059.28 SQ.FT.	98.41 SQ.M.

KEY PLAN

KEY SECTION



FLOOR PLAN 1. All dimensions are in imperial and metric, and measured from finish to finish excluding construction tolerances. 2. All materials, dimensions, and drawings are approximate only. 3. Information is subject to change without notice, at developer's absolute discretion. 4. Actual area may vary from the stated area. 5. Drawings not to scale. 6. All images used are for illustrative purposes only and do not represent the actual size, features, specifications, fittings, and furnishings. 7. The developer reserves the right to make revisions / alterations, at it's absolute discretion, without any liability whatsoever.



ADDRESS
RESIDENCES
ZABEEL

DIFC Views


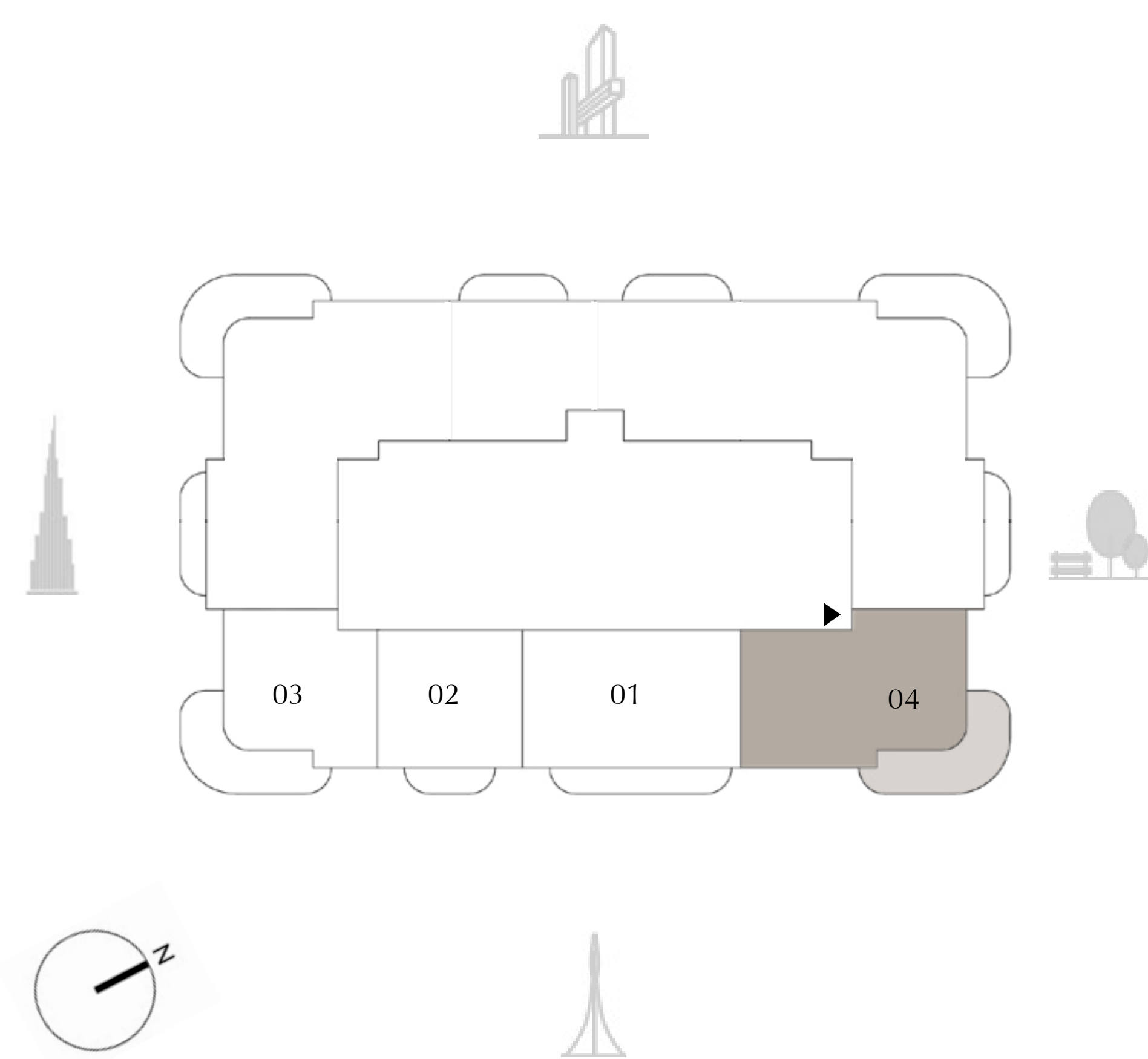
TOWER 1
2 BEDROOM

LEVEL 30 UNIT 04

SUITE AREA	1,096.09 SQ.FT.	101.83 SQ.M.
BALCONY AREA	295.15 SQ.FT.	27.42 SQ.M.
TOTAL AREA	1,391.24 SQ.FT.	129.25 SQ.M.

KEY PLAN

KEY SECTION



FLOOR PLAN 1. All dimensions are in imperial and metric, and measured from finish to finish excluding construction tolerances. 2. All materials, dimensions, and drawings are approximate only. 3. Information is subject to change without notice, at developer's absolute discretion. 4. Actual area may vary from the stated area. 5. Drawings not to scale. 6. All images used are for illustrative purposes only and do not represent the actual size, features, specifications, fittings, and furnishings. 7. The developer reserves the right to make revisions / alterations, at it's absolute discretion, without any liability whatsoever.



ADDRESS
RESIDENCES
ZABEEL

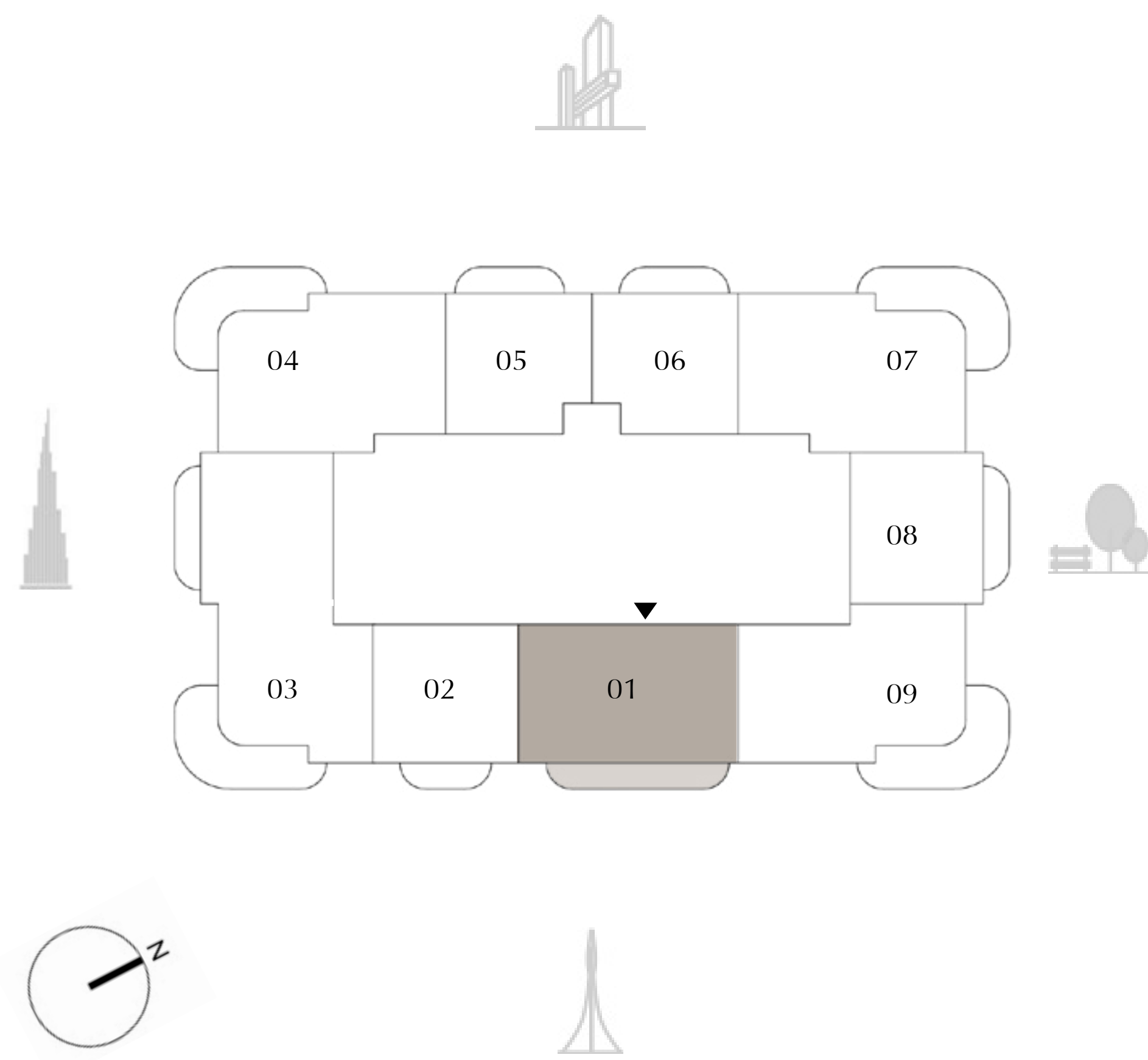
DIFC Views

TOWER 1
2 BEDROOM

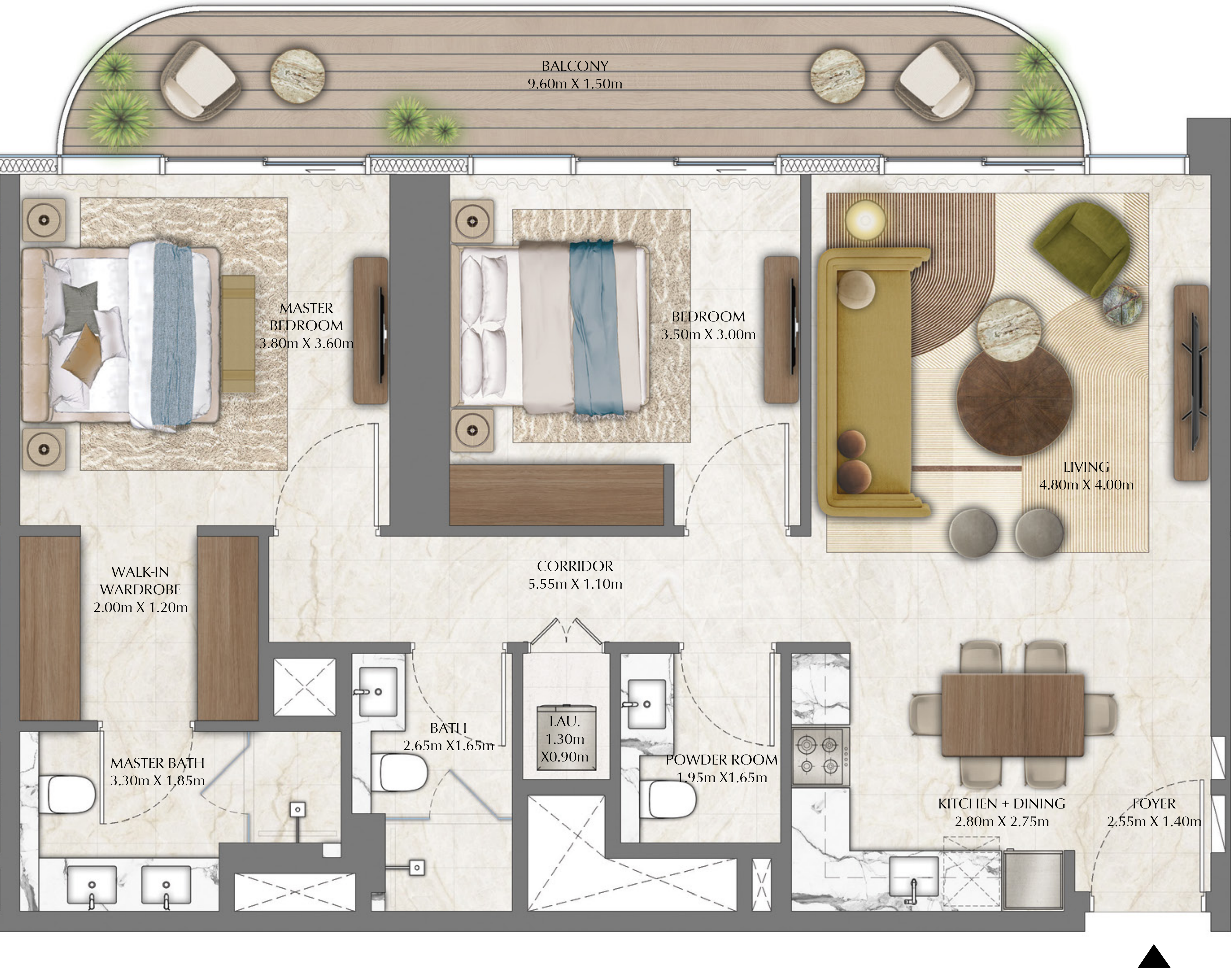
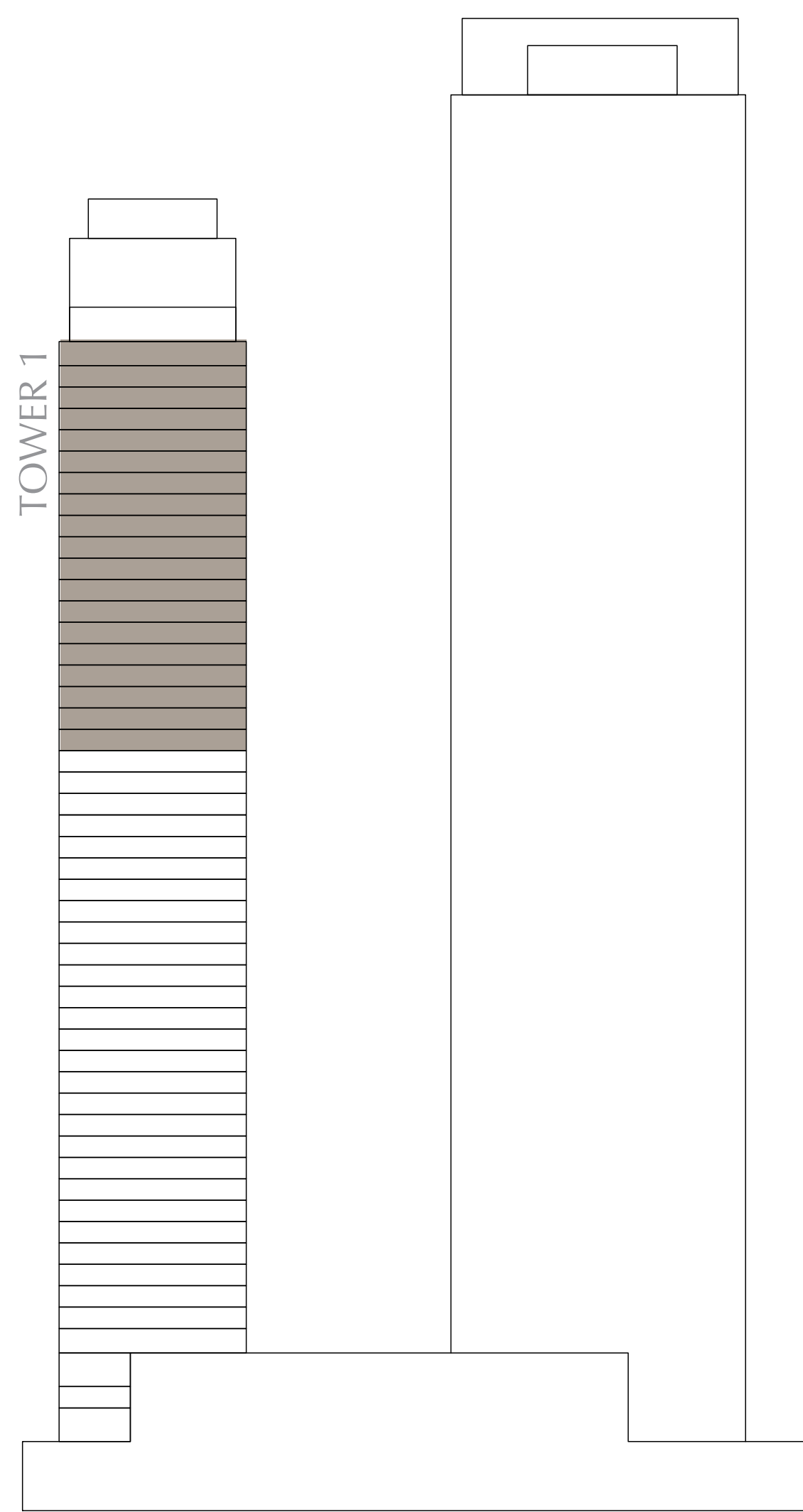
LEVELS 31 - 49 UNIT 01

SUITE AREA	1,006.21 SQ.FT.	93.48 SQ.M.
BALCONY AREA	164.58 SQ.FT.	15.29 SQ.M.
TOTAL AREA	1,170.79 SQ.FT.	108.77 SQ.M.

KEY PLAN



KEY SECTION



FLOOR PLAN 1. All dimensions are in imperial and metric, and measured from finish to finish excluding construction tolerances. 2. All materials, dimensions, and drawings are approximate only. 3. Information is subject to change without notice, at developer's absolute discretion. 4. Actual area may vary from the stated area. 5. Drawings not to scale. 6. All images used are for illustrative purposes only and do not represent the actual size, features, specifications, fittings, and furnishings. 7. The developer reserves the right to make revisions / alterations, at it's absolute discretion, without any liability whatsoever.



ADDRESS
RESIDENCES
ZABEEL

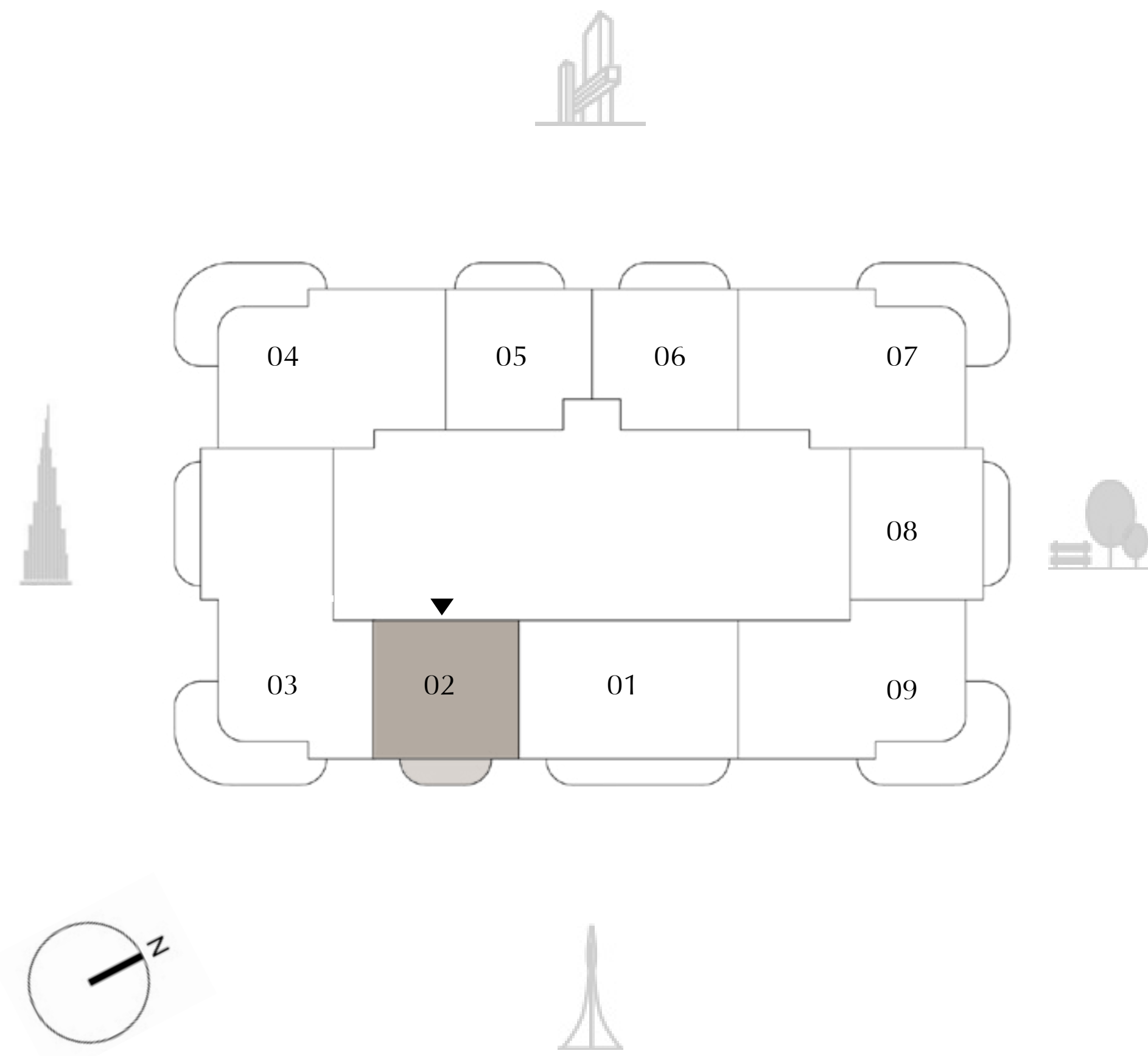
DIFC Views

TOWER 1
1 BEDROOM


LEVELS 31 - 49 UNIT 02

SUITE AREA	684.80 SQ.FT.	63.62 SQ.M.
BALCONY AREA	77.72 SQ.FT.	7.22 SQ.M.
<hr/>		
TOTAL AREA	762.52 SQ.FT.	70.84 SQ.M.

KEY PLAN



KEY SECTION



FLOOR PLAN 1. All dimensions are in imperial and metric, and measured from finish to finish excluding construction tolerances. 2. All materials, dimensions, and drawings are approximate only. 3. Information is subject to change without notice, at developer's absolute discretion. 4. Actual area may vary from the stated area. 5. Drawings not to scale. 6. All images used are for illustrative purposes only and do not represent the actual size, features, specifications, fittings, and furnishings. 7. The developer reserves the right to make revisions / alterations, at it's absolute discretion, without any liability whatsoever.



ADDRESS
RESIDENCES
ZABEEL

DIFC Views


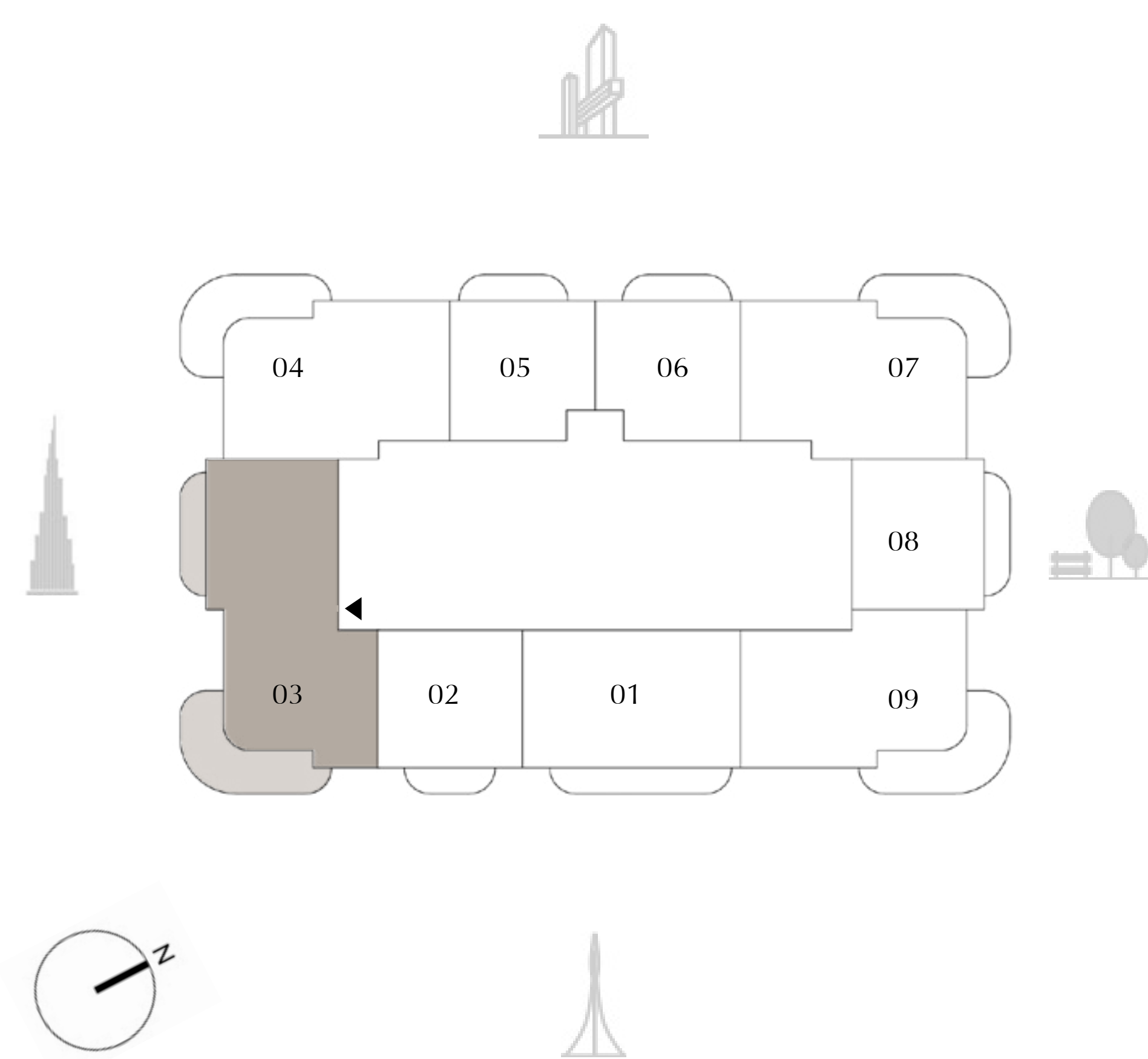
TOWER 1
3 BEDROOM

LEVELS 31 - 49 UNIT 03

SUITE AREA	1,424.50 SQ.FT.	132.34 SQ.M.
BALCONY AREA	401.82 SQ.FT.	37.33 SQ.M.
<hr/>		
TOTAL AREA	1,826.32 SQ.FT.	169.67 SQ.M.

KEY PLAN

KEY SECTION



FLOOR PLAN 1. All dimensions are in imperial and metric, and measured from finish to finish excluding construction tolerances. 2. All materials, dimensions, and drawings are approximate only. 3. Information is subject to change without notice, at developer's absolute discretion. 4. Actual area may vary from the stated area. 5. Drawings not to scale. 6. All images used are for illustrative purposes only and do not represent the actual size, features, specifications, fittings, and furnishings. 7. The developer reserves the right to make revisions / alterations, at it's absolute discretion, without any liability whatsoever.



ADDRESS
RESIDENCES
ZABEEL

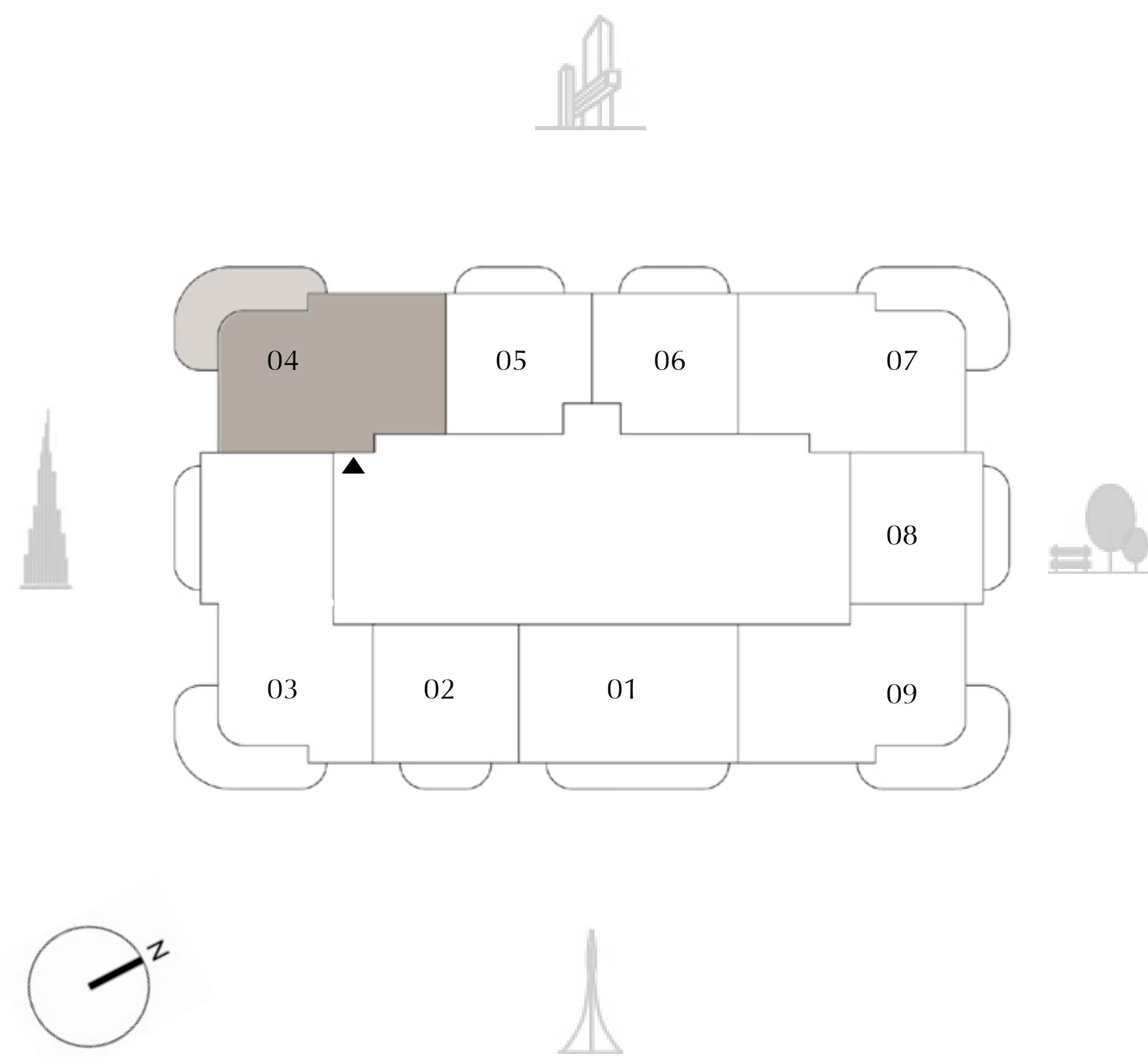
DIFC Views

TOWER 1
2 BEDROOM

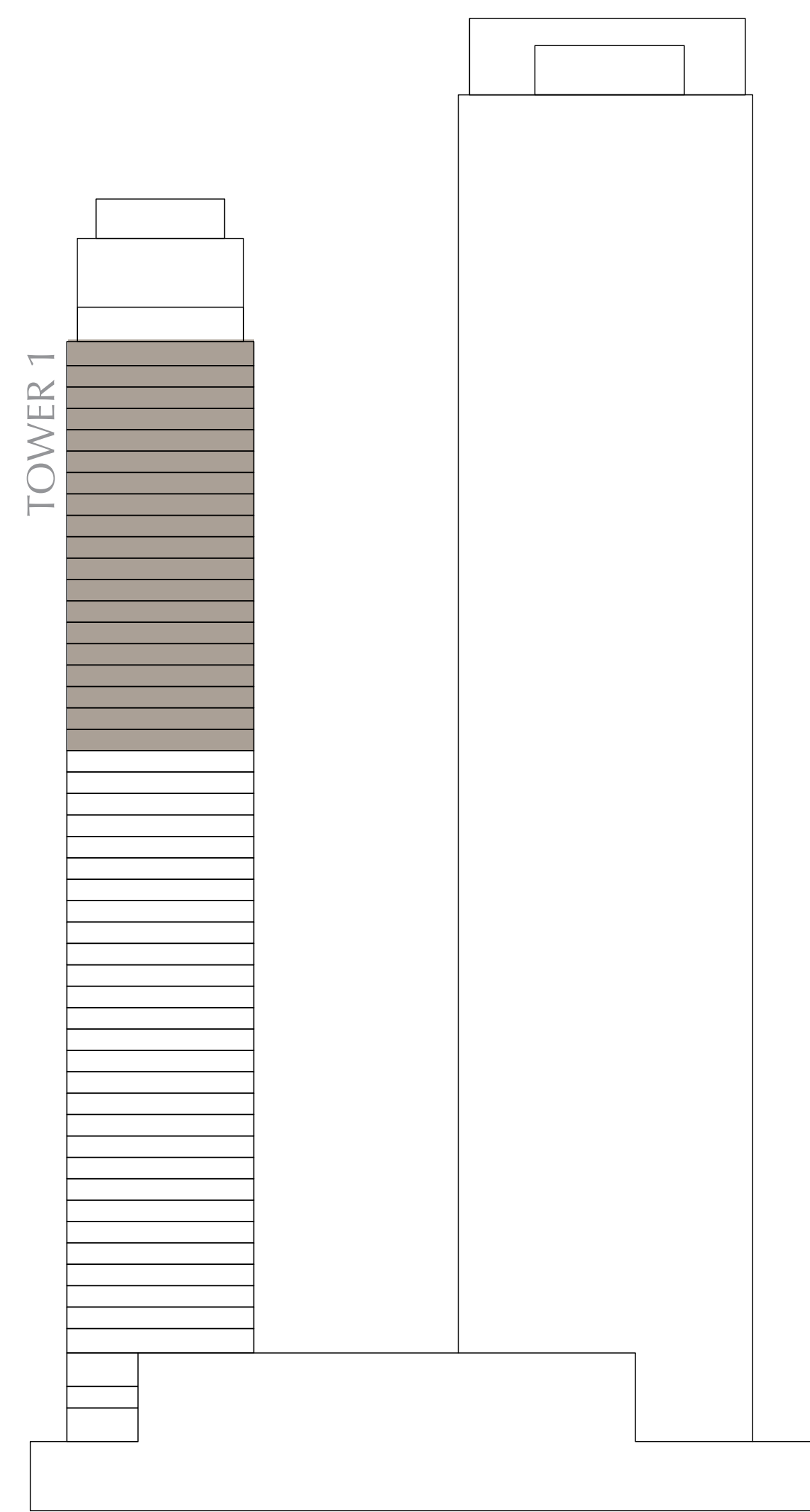
LEVELS 31 - 49 UNIT 04

SUITE AREA	1,113.10 SQ.FT.	103.41 SQ.M.
BALCONY AREA	293.21 SQ.FT.	27.24 SQ.M.
<hr/>		
TOTAL AREA	1,406.31 SQ.FT.	130.65 SQ.M.

KEY PLAN



KEY SECTION



FLOOR PLAN 1. All dimensions are in imperial and metric, and measured from finish to finish excluding construction tolerances. 2. All materials, dimensions, and drawings are approximate only. 3. Information is subject to change without notice, at developer's absolute discretion. 4. Actual area may vary from the stated area. 5. Drawings not to scale. 6. All images used are for illustrative purposes only and do not represent the actual size, features, specifications, fittings, and furnishings. 7. The developer reserves the right to make revisions / alterations, at it's absolute discretion, without any liability whatsoever.



ADDRESS RESIDENCES ZABEEL

DIFC Views

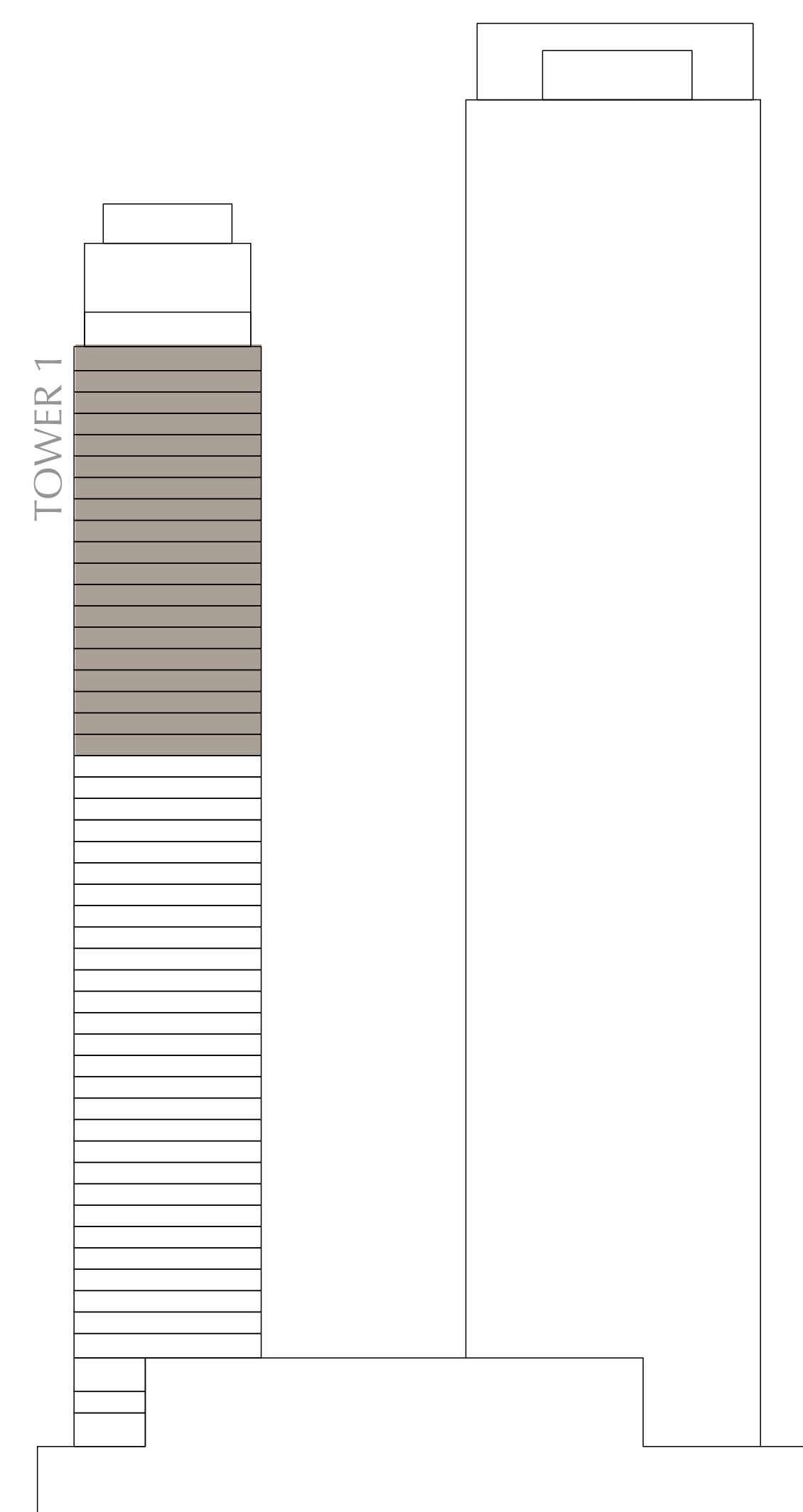
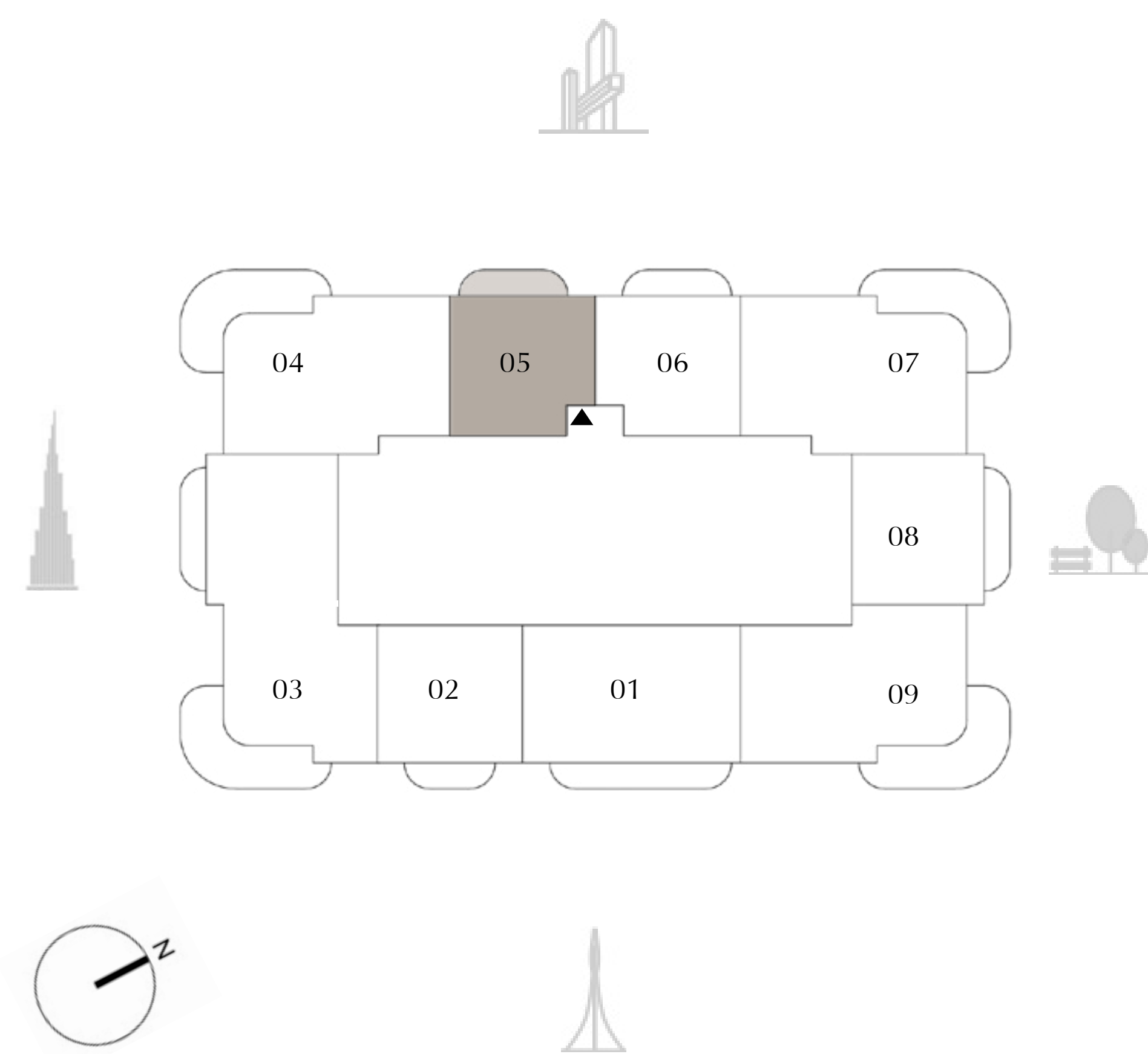
TOWER 1 1 BEDROOM

LEVELS 31 - 49 UNIT 05

SUITE AREA	641.53 SQ.FT.	59.60 SQ.M.
BALCONY AREA	94.83 SQ.FT.	8.81 SQ.M.
TOTAL AREA	736.36 SQ.FT.	68.41 SQ.M.

KEY PLAN

KEY SECTION



FLOOR PLAN 1. All dimensions are in imperial and metric, and measured from finish to finish excluding construction tolerances. 2. All materials, dimensions, and drawings are approximate only. 3. Information is subject to change without notice, at developer's absolute discretion. 4. Actual area may vary from the stated area. 5. Drawings not to scale. 6. All images used are for illustrative purposes only and do not represent the actual size, features, specifications, fittings, and furnishings. 7. The developer reserves the right to make revisions / alterations, at it's absolute discretion, without any liability whatsoever.



ADDRESS
RESIDENCES
ZABEEL

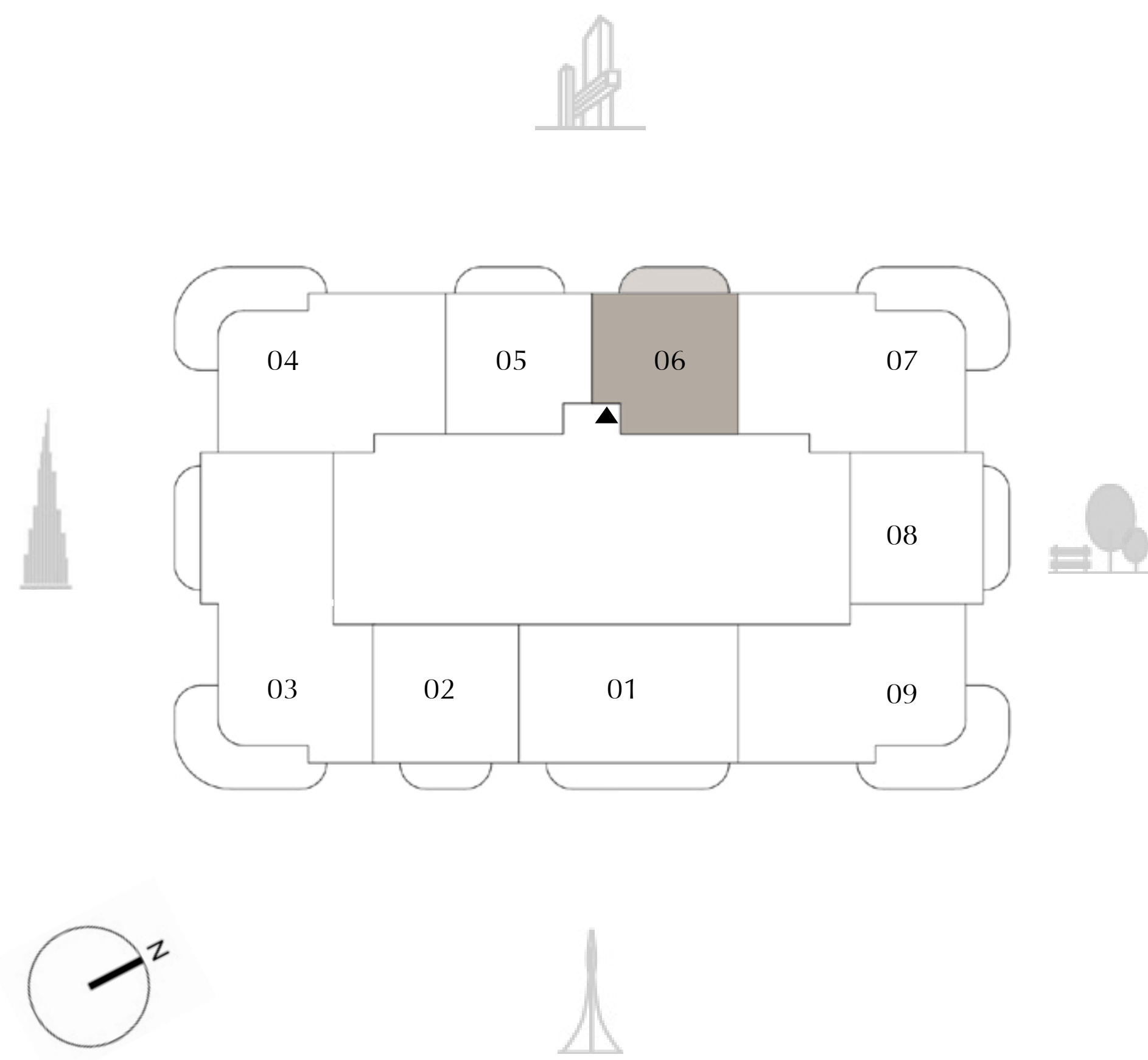
DIFC Views

TOWER 1
1 BEDROOM

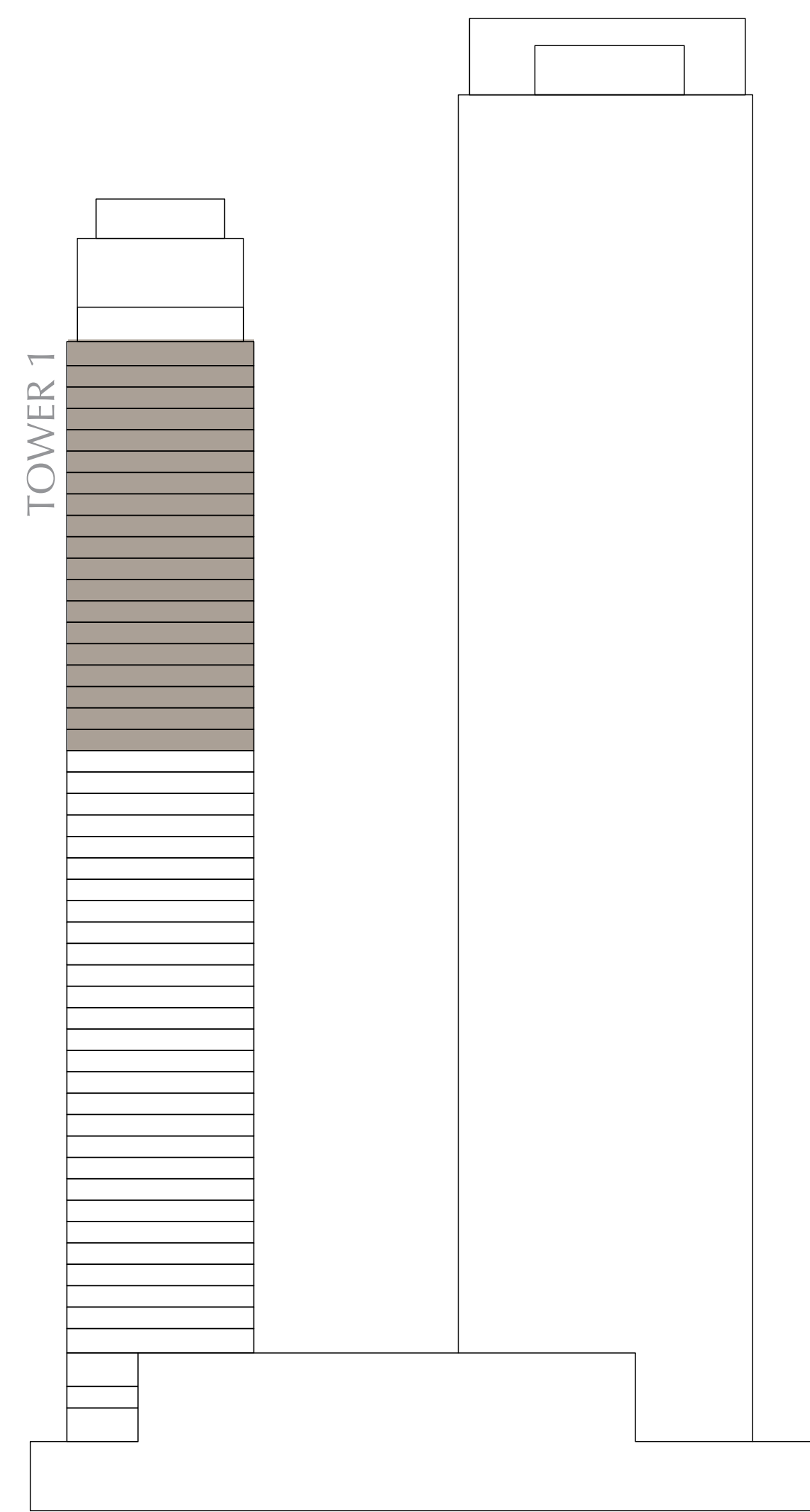
LEVELS 31 - 49 UNIT 06

SUITE AREA	641.53 SQ.FT.	59.60 SQ.M.
BALCONY AREA	94.83 SQ.FT.	8.81 SQ.M.
TOTAL AREA	736.36 SQ.FT.	68.41 SQ.M.

KEY PLAN



KEY SECTION





ADDRESS
RESIDENCES
ZABEEL

DIFC Views

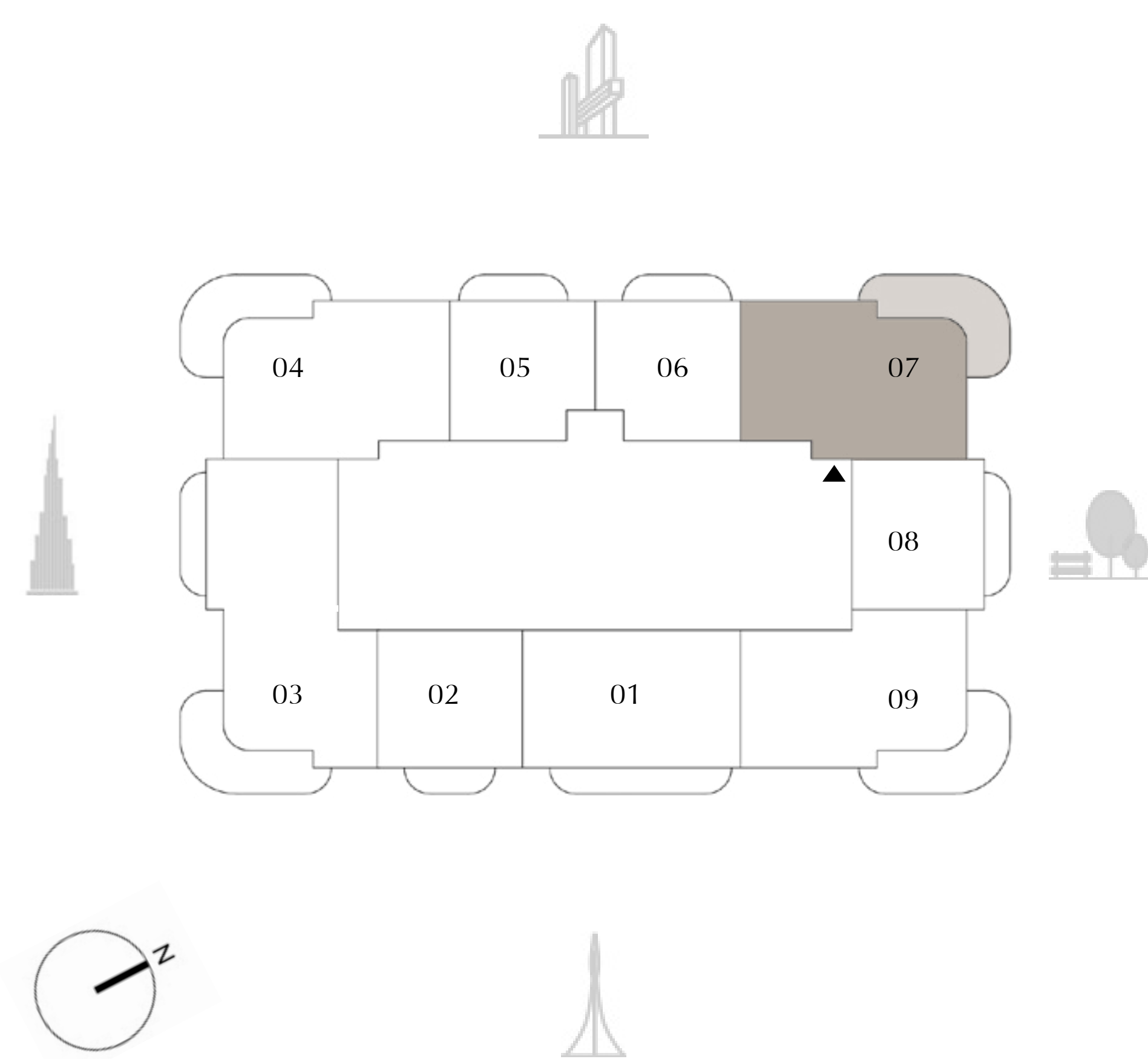
TOWER 1
2 BEDROOM

LEVELS 31 - 49 UNIT 07

SUITE AREA	1,113.74 SQ.FT.	103.47 SQ.M.
BALCONY AREA	293.21 SQ.FT.	27.24 SQ.M.
<hr/>		
TOTAL AREA	1,406.95 SQ.FT.	130.71 SQ.M.

KEY PLAN

KEY SECTION



FLOOR PLAN 1. All dimensions are in imperial and metric, and measured from finish to finish excluding construction tolerances. 2. All materials, dimensions, and drawings are approximate only. 3. Information is subject to change without notice, at developer's absolute discretion. 4. Actual area may vary from the stated area. 5. Drawings not to scale. 6. All images used are for illustrative purposes only and do not represent the actual size, features, specifications, fittings, and furnishings. 7. The developer reserves the right to make revisions / alterations, at it's absolute discretion, without any liability whatsoever.



ADDRESS
RESIDENCES
ZABEEL

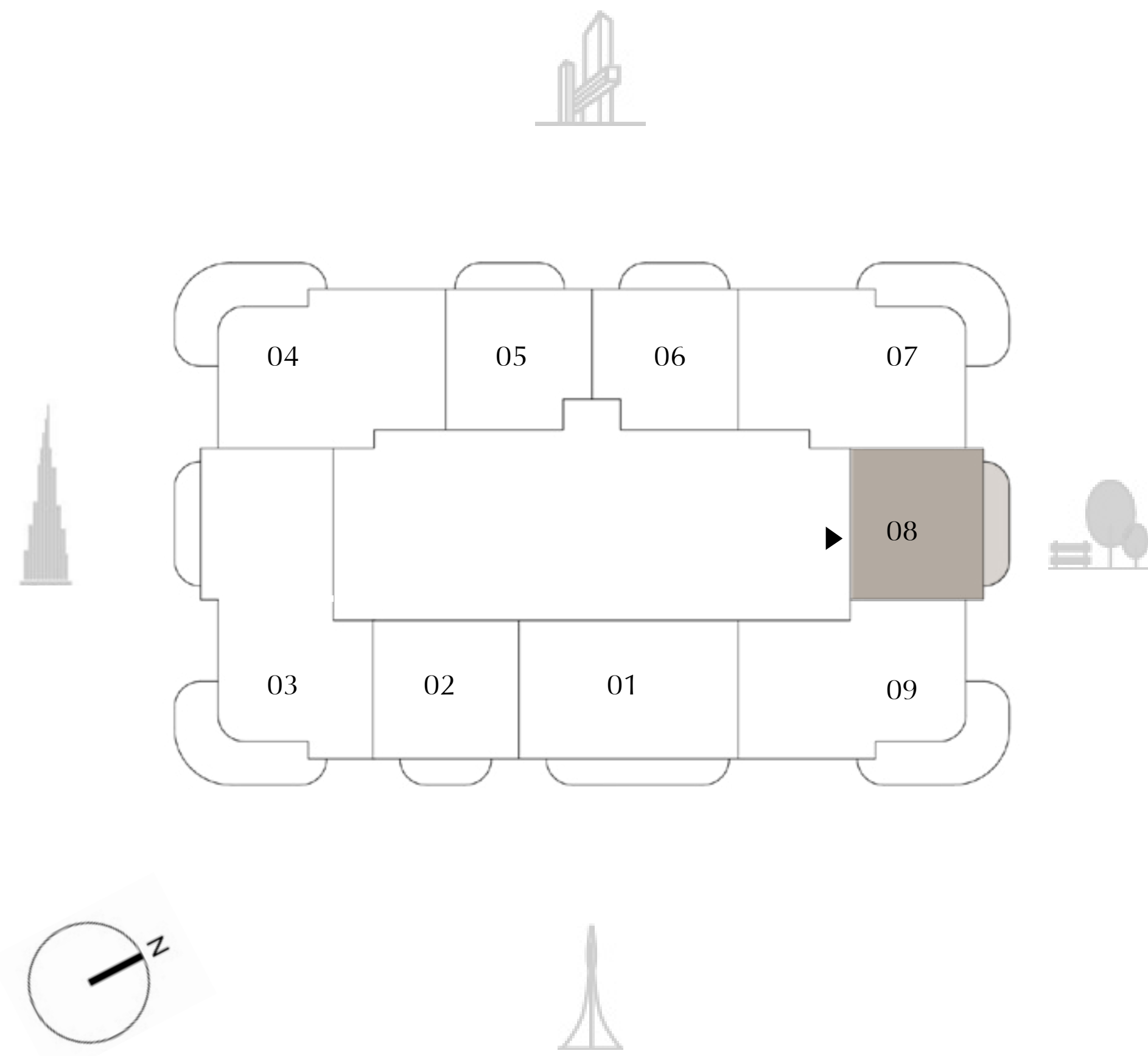
DIFC Views

TOWER 1
1 BEDROOM

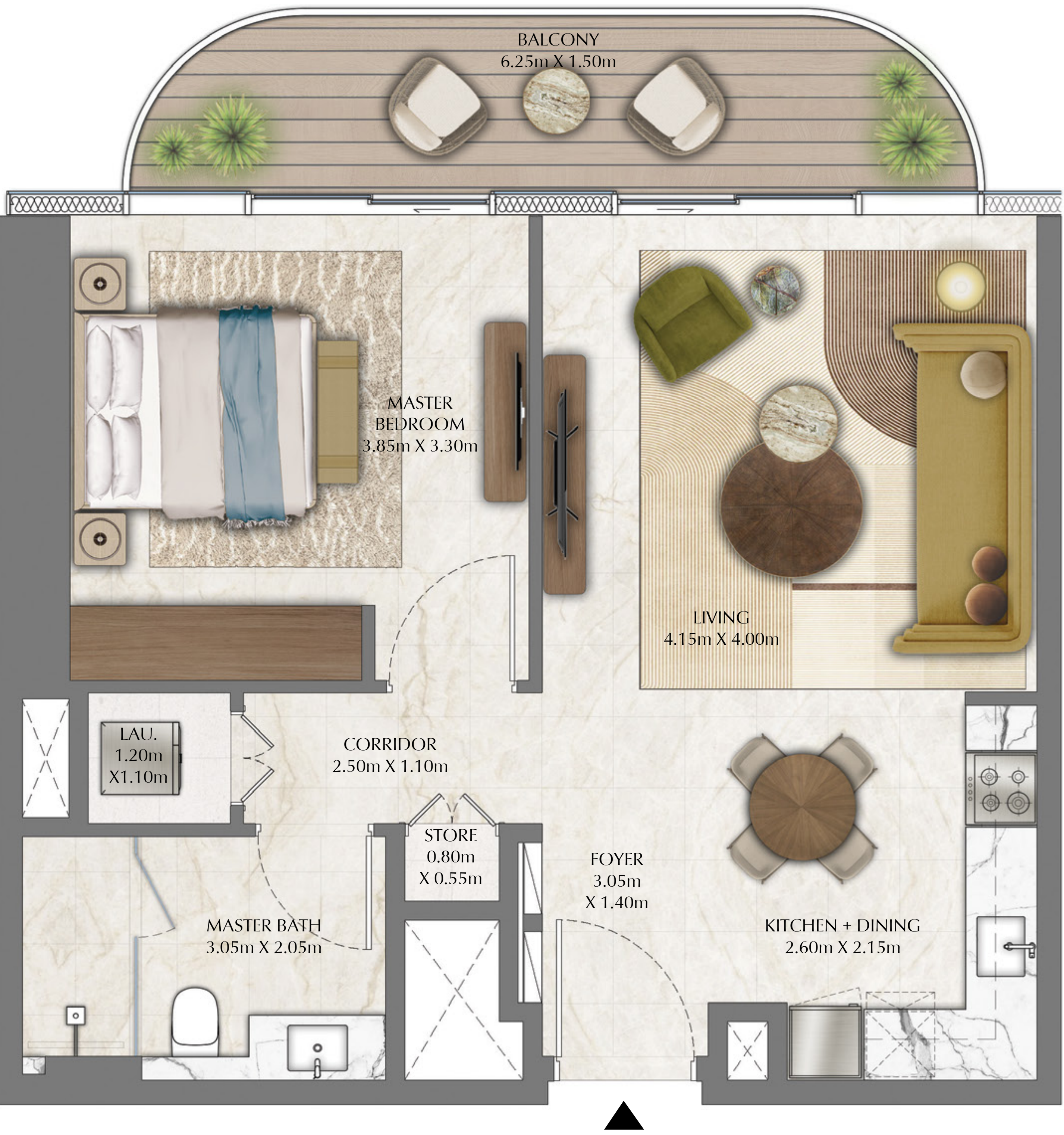

LEVELS 31 - 49 UNIT 08

SUITE AREA	671.88 SQ.FT.	62.42 SQ.M.
BALCONY AREA	108.50 SQ.FT.	10.08 SQ.M.
<hr/>		
TOTAL AREA	780.38 SQ.FT.	72.50 SQ.M.

KEY PLAN



KEY SECTION





ADDRESS
RESIDENCES
ZABEEL

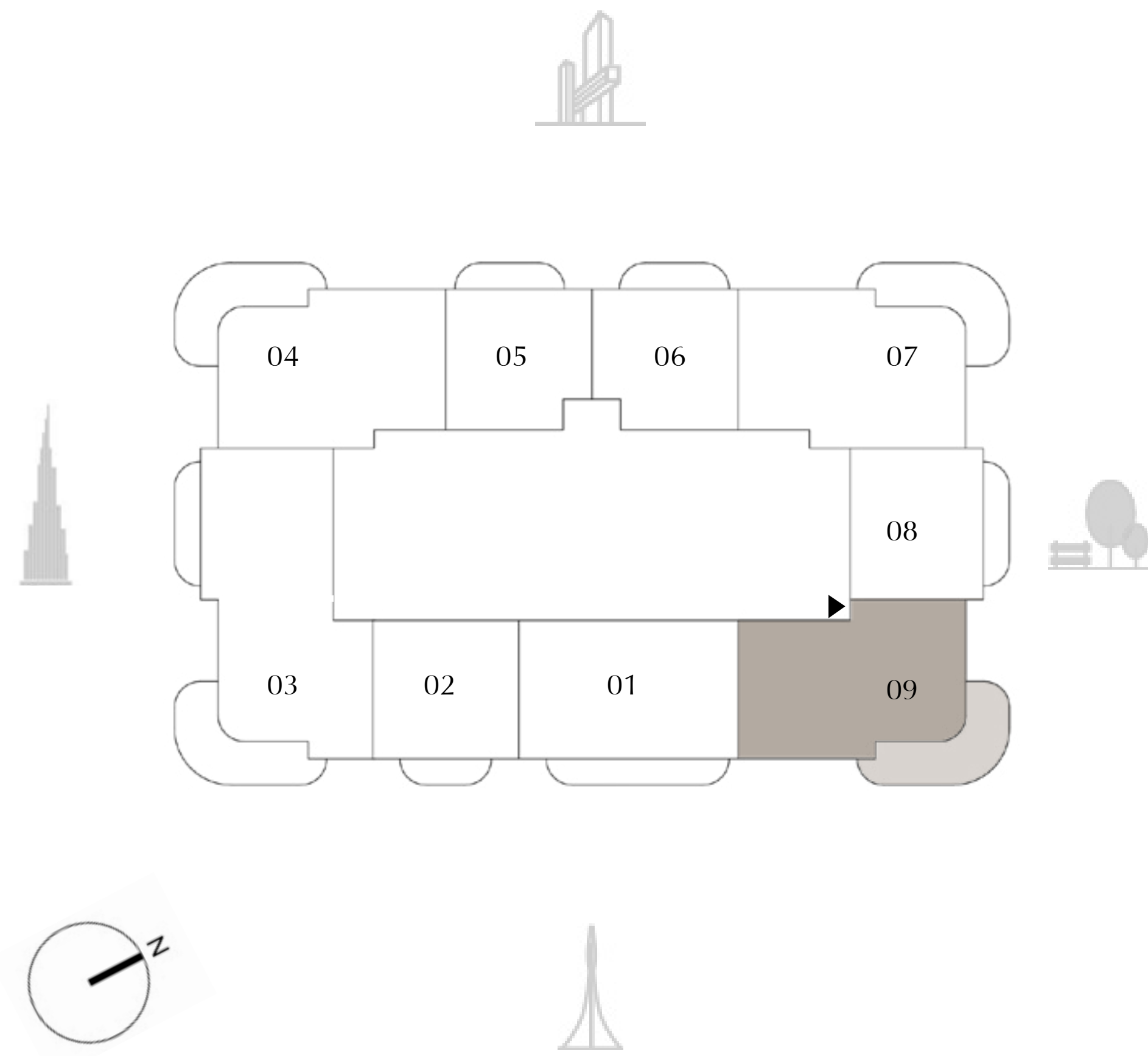
DIFC Views

TOWER 1
2 BEDROOM


LEVELS 31 - 49 UNIT 09

SUITE AREA	1,096.41 SQ.FT.	101.86 SQ.M.
BALCONY AREA	293.21 SQ.FT.	27.24 SQ.M.
<hr/>		
TOTAL AREA	1,389.62 SQ.FT.	129.10 SQ.M.

KEY PLAN



KEY SECTION



FLOOR PLAN 1. All dimensions are in imperial and metric, and measured from finish to finish excluding construction tolerances. 2. All materials, dimensions, and drawings are approximate only. 3. Information is subject to change without notice, at developer's absolute discretion. 4. Actual area may vary from the stated area. 5. Drawings not to scale. 6. All images used are for illustrative purposes only and do not represent the actual size, features, specifications, fittings, and furnishings. 7. The developer reserves the right to make revisions / alterations, at it's absolute discretion, without any liability whatsoever.



ADDRESS
RESIDENCES
ZABEEL

DIFC Views

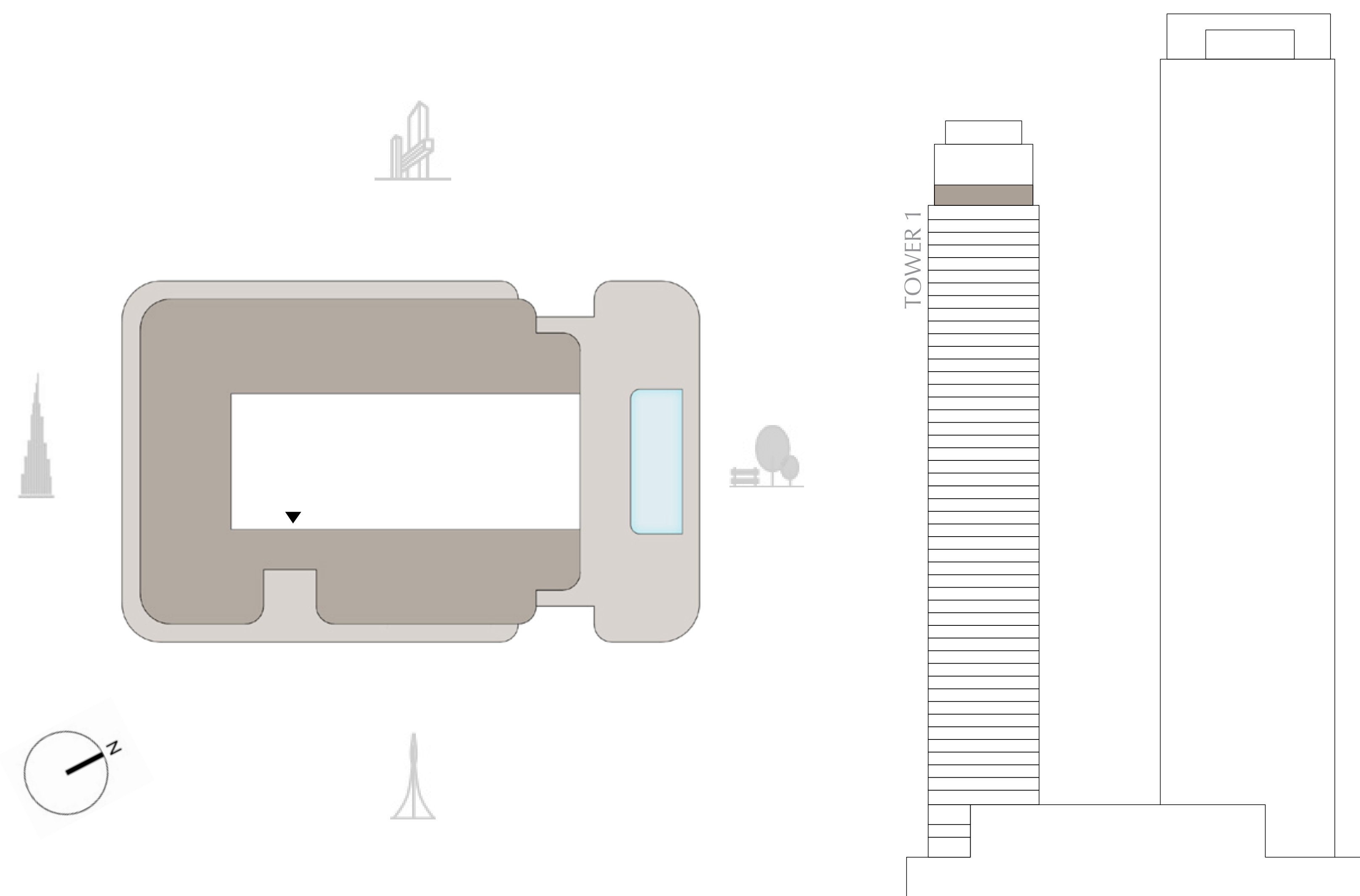
TOWER 1
6 BEDROOM | PENTHOUSE

LEVEL 50 UNIT 01

SUITE AREA	6,448.66 SQ.FT.	599.10 SQ.M.
BALCONY AREA	5,204.14 SQ.FT.	483.48 SQ.M.
TOTAL AREA	11,652.80 SQ.FT.	1,082.58 SQ.M.

KEY PLAN

KEY SECTION



FLOOR PLAN 1. All dimensions are in imperial and metric, and measured from finish to finish excluding construction tolerances. 2. All materials, dimensions, and drawings are approximate only. 3. Information is subject to change without notice, at developer's absolute discretion. 4. Actual area may vary from the stated area. 5. Drawings not to scale. 6. All images used are for illustrative purposes only and do not represent the actual size, features, specifications, fittings, and furnishings. 7. The developer reserves the right to make revisions / alterations, at it's absolute discretion, without any liability whatsoever.

EMAAR



housebook Real Estate Company
since 2012 in the UAE

+971 (4) 412-5007

Managers of partnerships



Alevtina Kapustina



Svetlana Guseva

Office

Housebook Real Estate LCC

Dubai Marina, office 2502-01, Dubai, UAE

Company license: 1128098

ae.housebook.deals

partner@housebook.ae

